



Datamar Inc.

Political Campaign Software

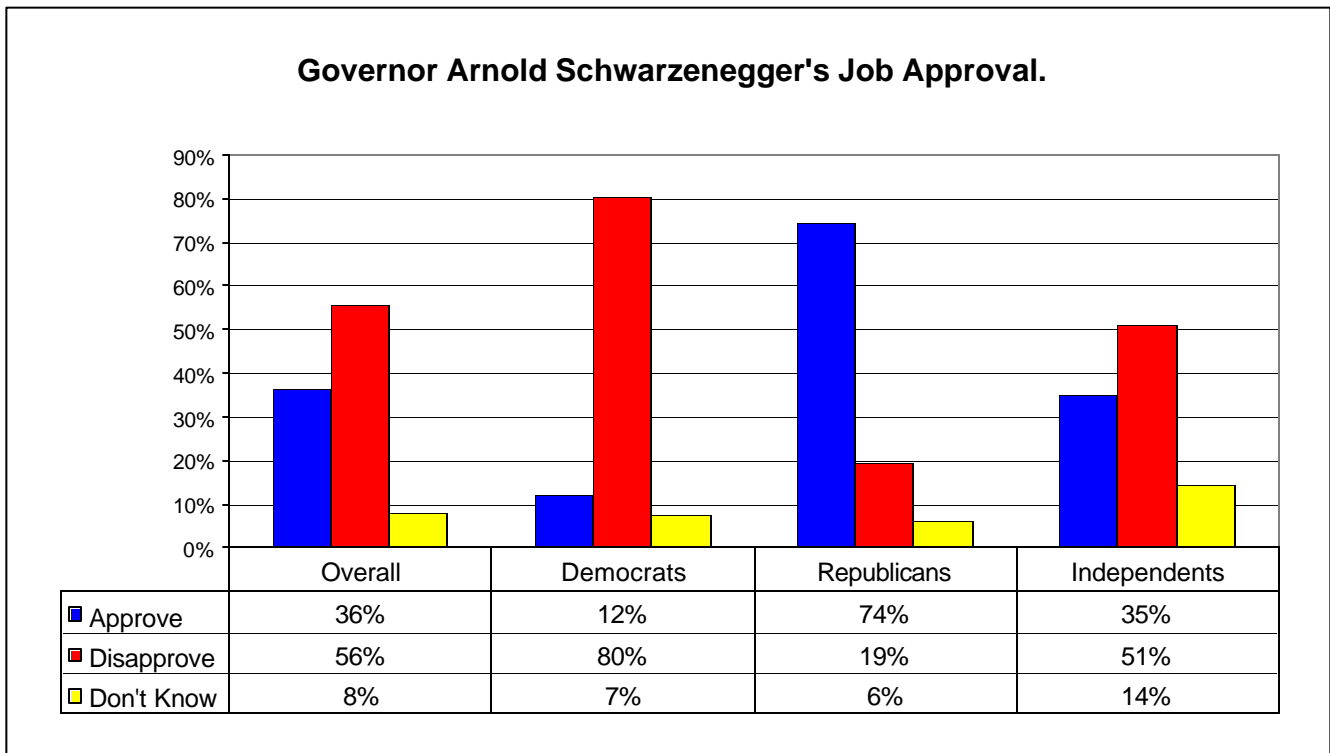
Datamar Survey
of
Los Angeles County

Date: October 13, 2005

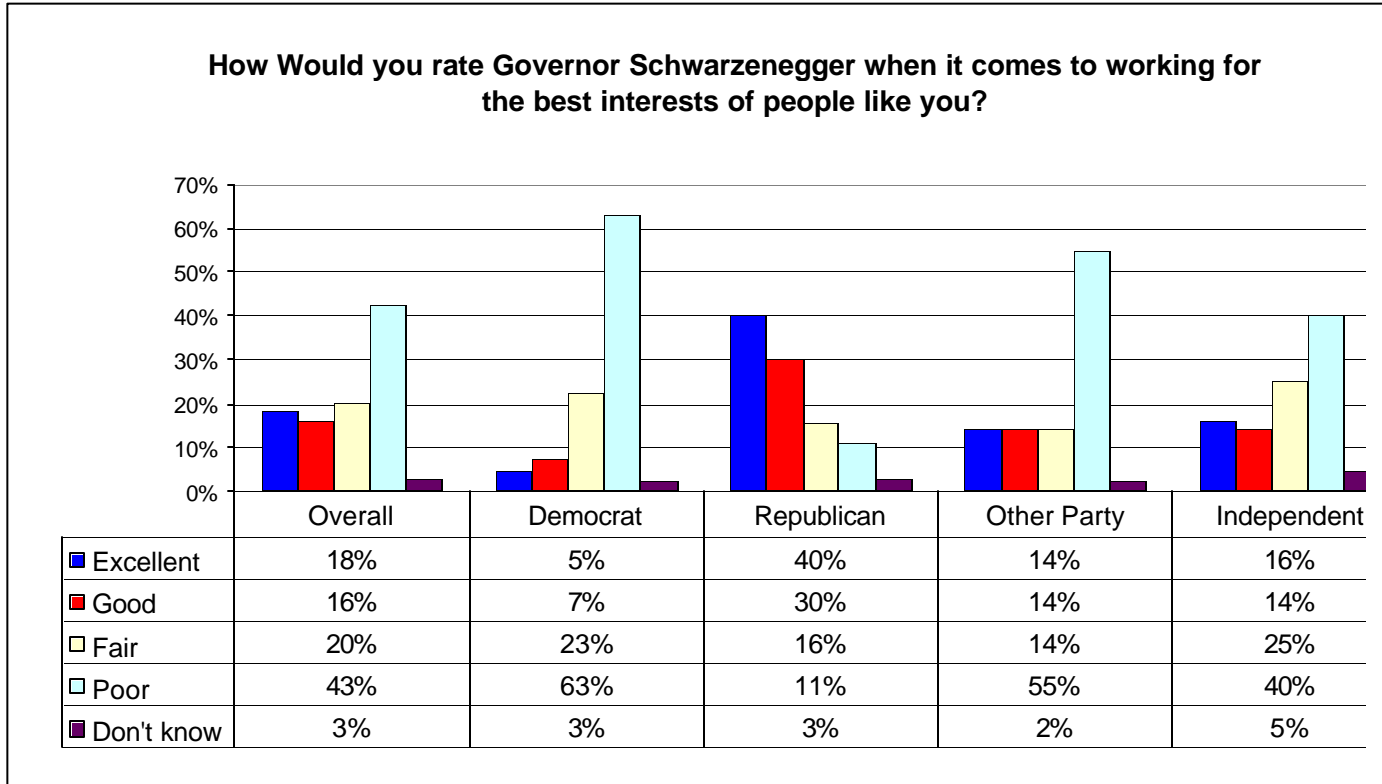
Contact: Raul Furlong
619-579-8244
www.datamar.com

Legislature Has Dismal Approval Rating, Governor's Much Stronger
Prop 73,74,75,76,77 Under 50%

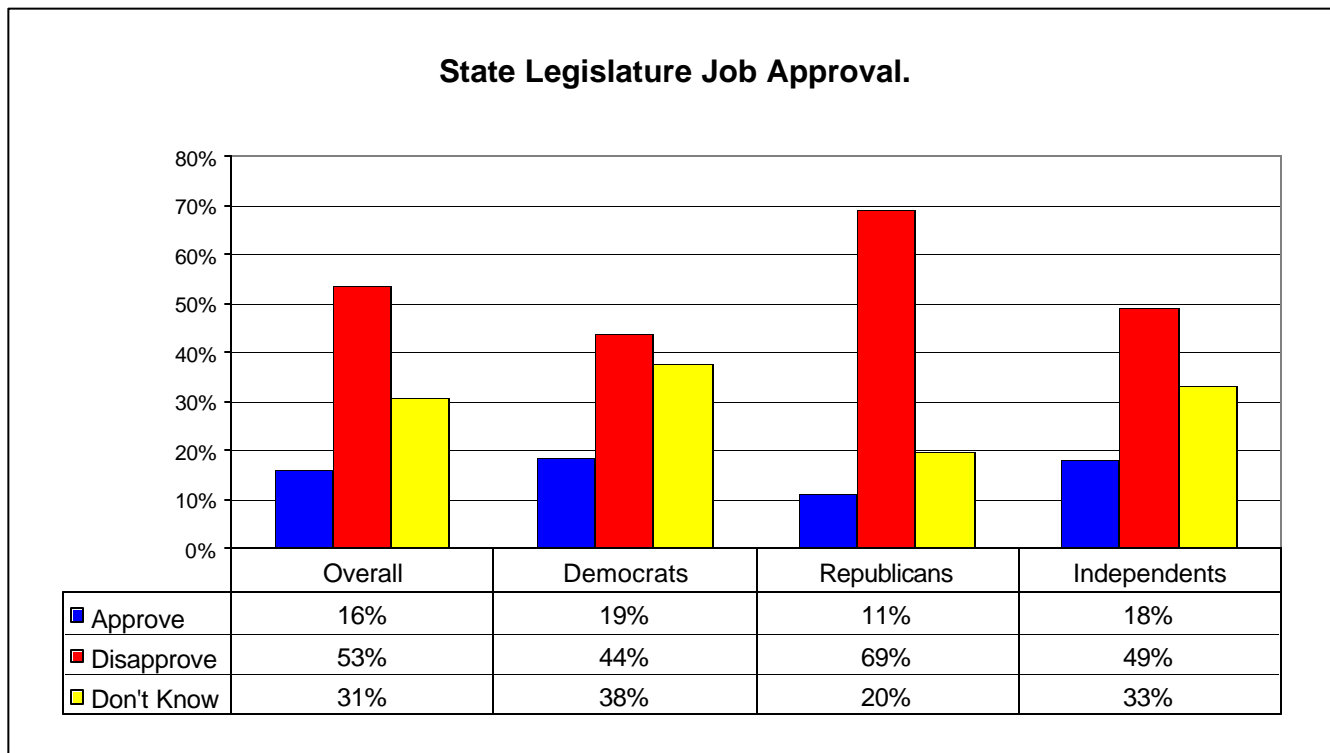
San Diego – Governor Arnold Schwarzenegger's overall approval rating in Los Angeles County is at 36% in a poll released today by Datamar Inc. The Governor still is polling well with Republicans, with over 74% approving of the job he is doing. Only 12% of Democrats approve of the job he is doing.



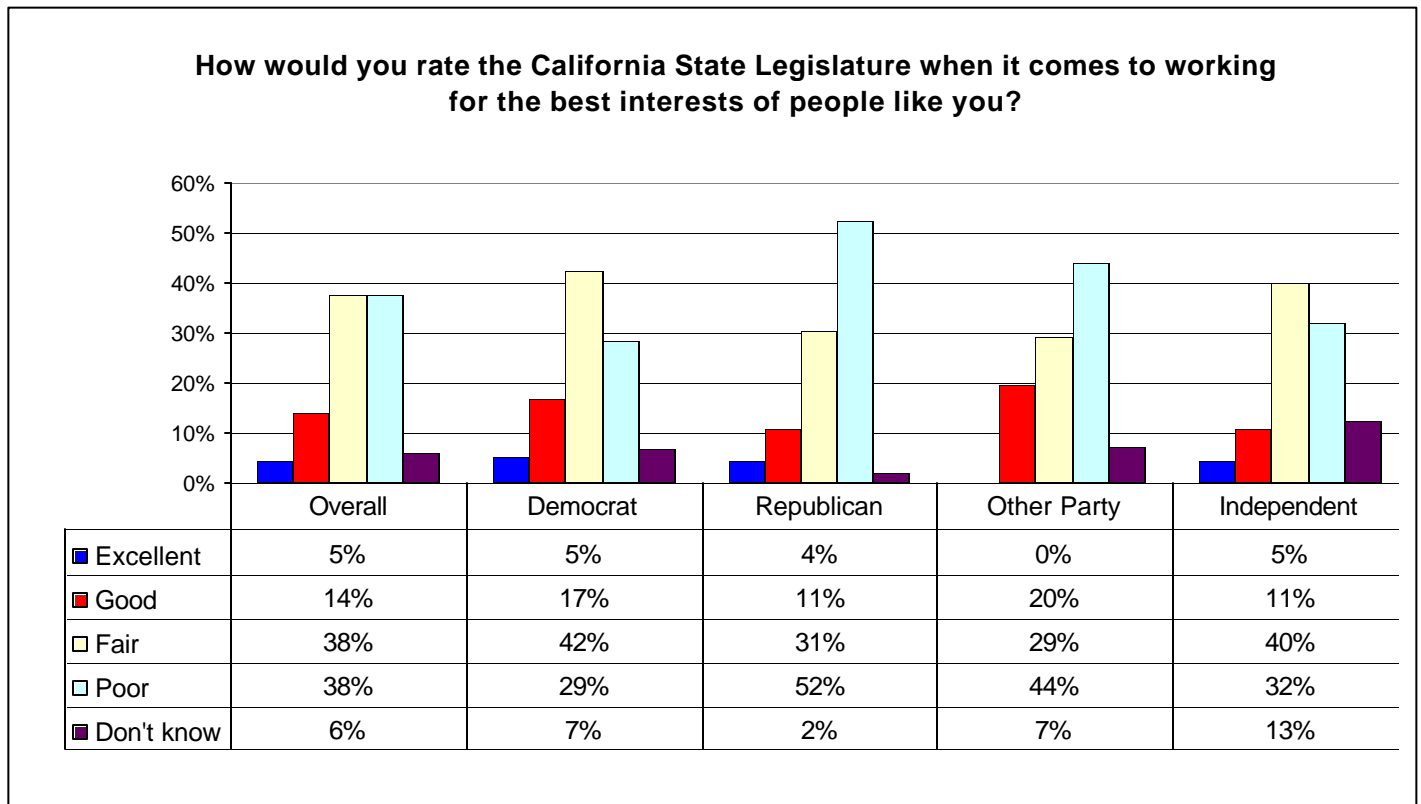
When we asked respondents to rate the Governor when it comes to working for the best interest of people like them, 18% overall thought he was doing an excellent job, 16% a good job, 20% a fair job, and 43% a poor job.



Governor Schwarzenegger's approval rating soars in comparison to the approval rating for the State Legislature. A mere 16% approve of the job the legislators are doing, with 53% disapproving. Among Democrats, only 19% approve of the legislature's job performance, while only 11% of Republicans approve.



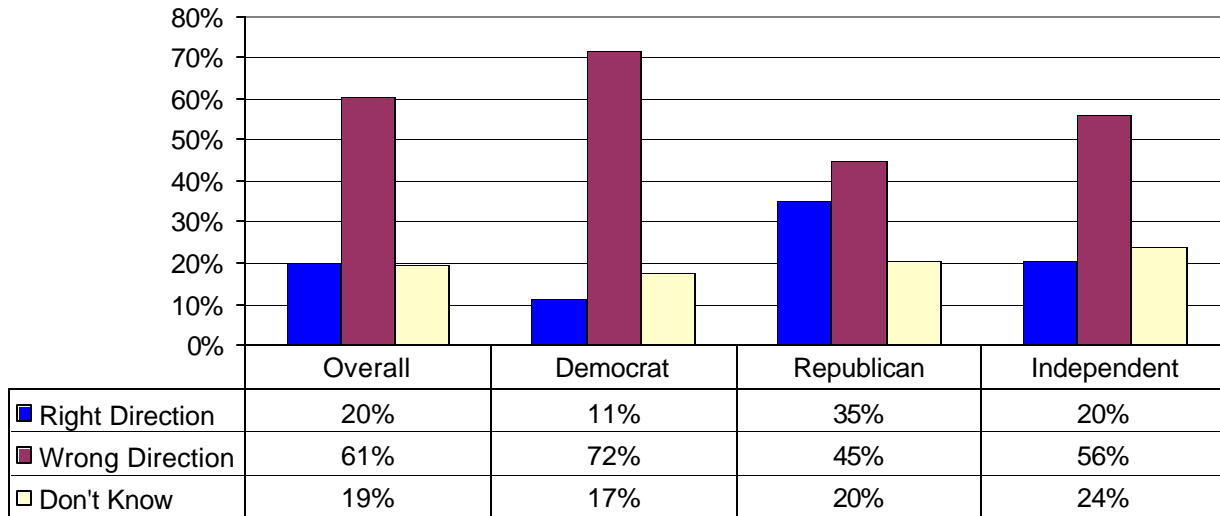
When respondents were asked to rate the California legislature’s ability to work for the best interest of people like them, only 5% rated it excellent while 14% rated it good. 38% fair, and 38% poor. Very few Democrats, 5%, thought the legislature was doing an excellent job while Republicans echoed this negative belief at 4%.



“Both Democrats and Republicans feel the California Legislature is doing a poor job, while the Governor’s approval rating comes down along party lines,” noted Richard Babcock of Datamar.

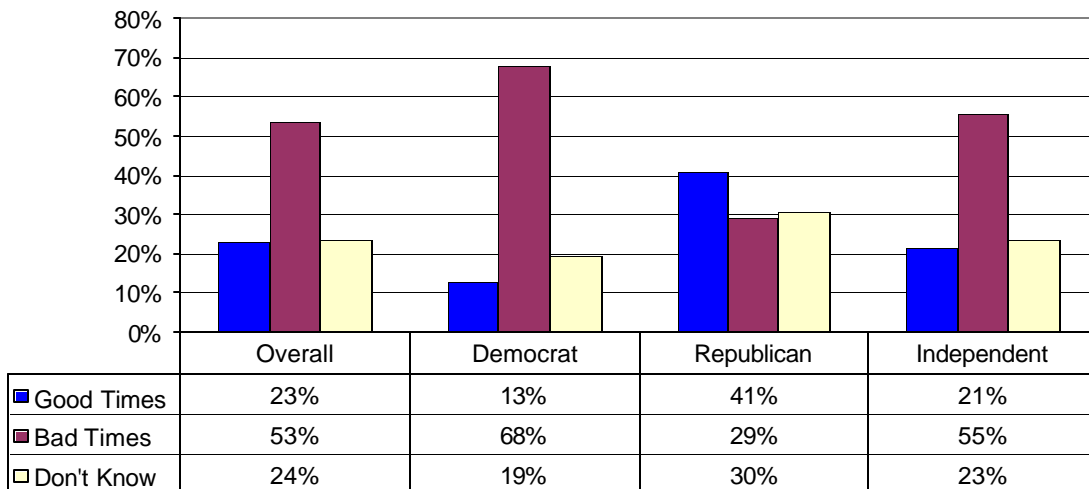
The voters in Los Angeles County are generally pessimistic when it comes to the direction of California. Overall, only 20% think the state is going in the right direction, while 61% think it is going in the wrong direction. Republicans, 35%, are somewhat more optimistic than Democrats, 11%, on the direction of California. 72% of Democrats and 45% of Republicans think California is heading in the wrong direction.

Do you think things in California are generally going in the right direction or the wrong direction?

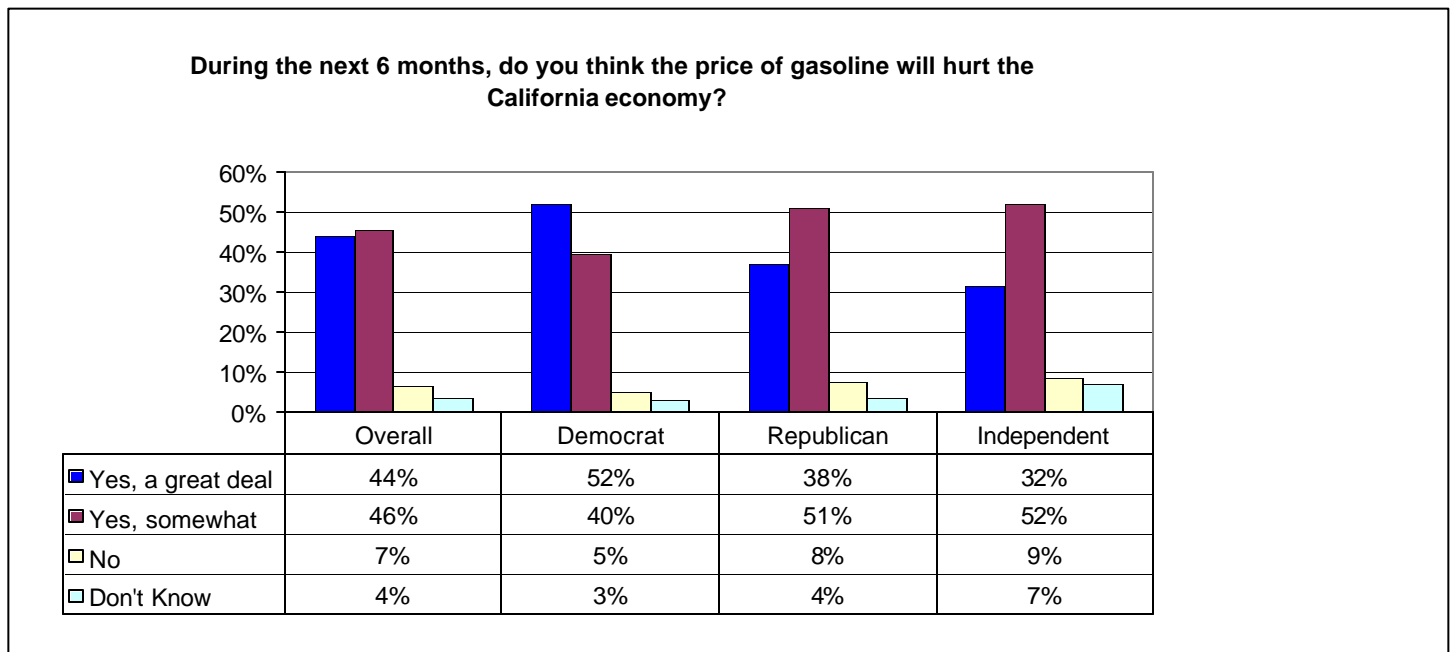


When asked about economic conditions for next the year, only 23% overall felt that California is heading for good times financially, while 53% felt that we are heading for bad times. Republicans again are somewhat more optimistic, with 41% thinking we are heading for good times. Only 13% of Democrats think that way. Among Democrats, 68% think we are heading for bad times. Only 29% of Republicans think that way.

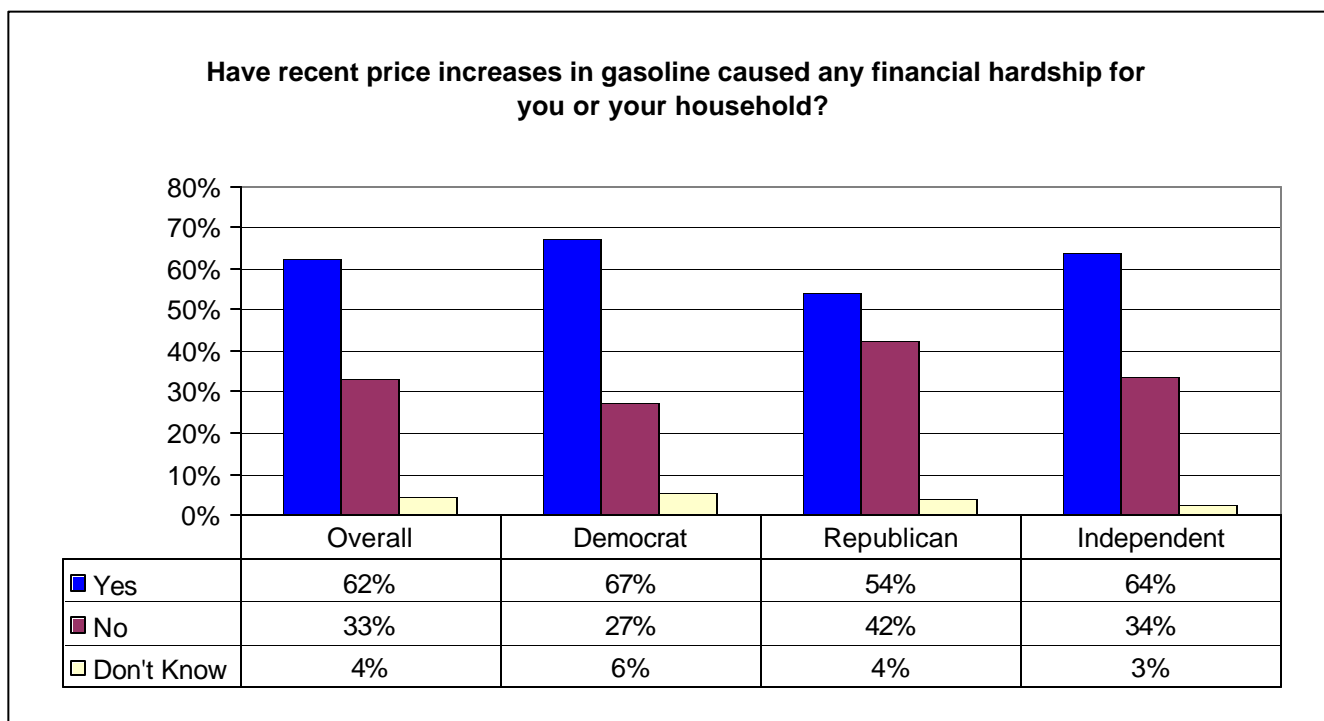
Do you think that during the next 12 months we will have good times financially or bad times in the state of California?



The rise in gas prices has been a large contributor to the negative impression of the economy, with 90% overall thinking that gas prices will hurt the state's economy a great deal or somewhat. This lopsided belief is found among Democrats, Republicans and independents.

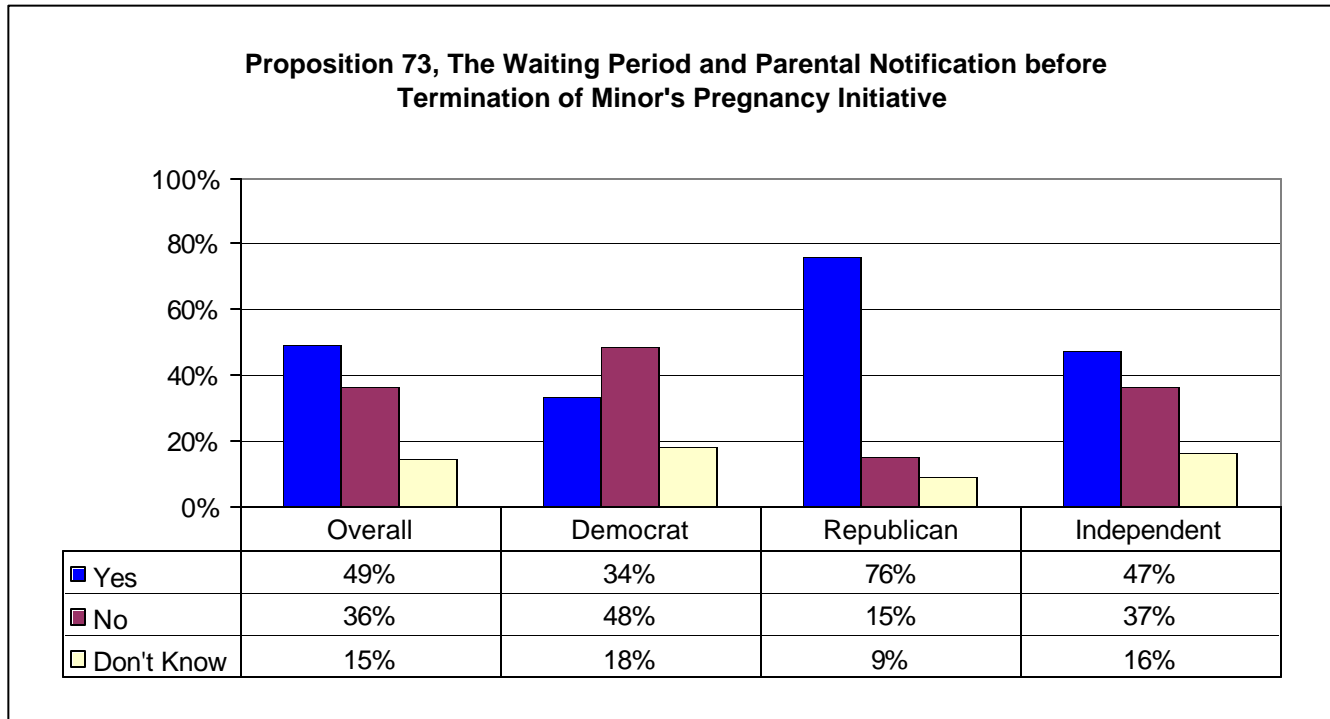


The rise in gas prices has hurt many people on a personal level. Overall, 62% stated that increased gas prices have caused financial hardship in their households, with 67% of Democrats and 54% of Republicans experiencing financial hardship.

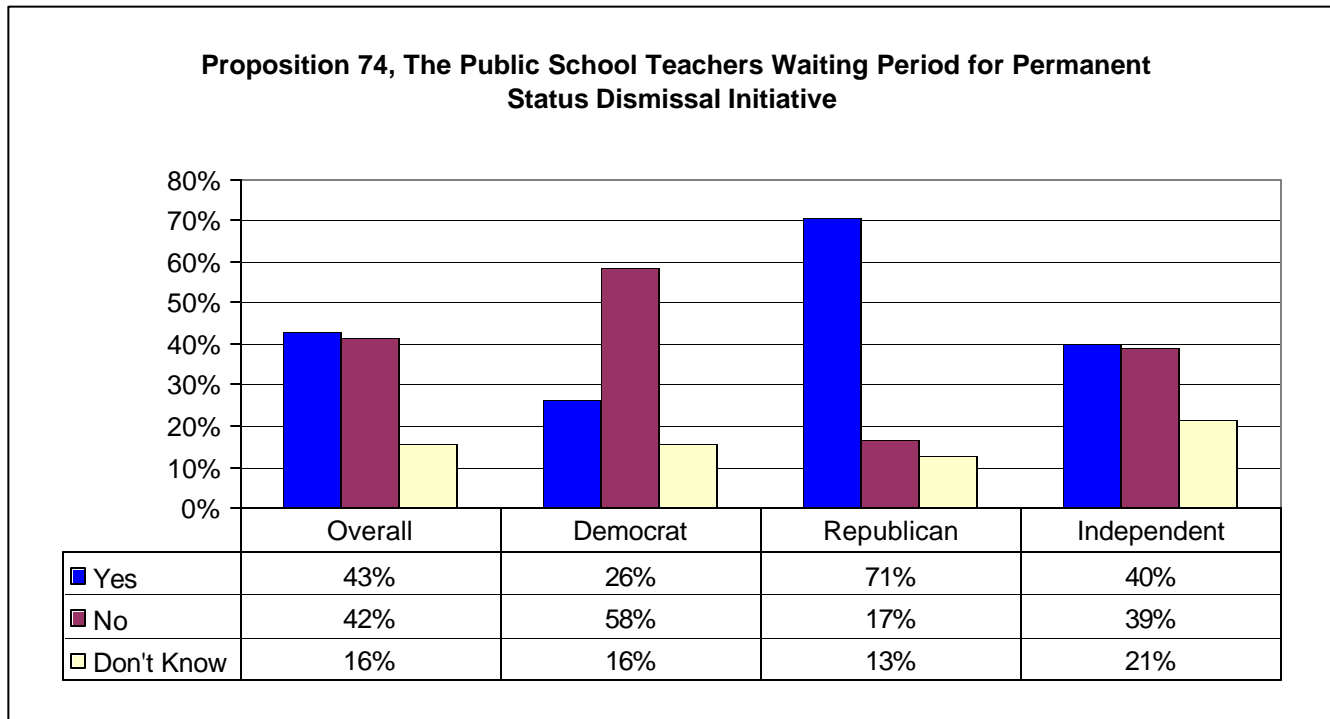


Initiatives

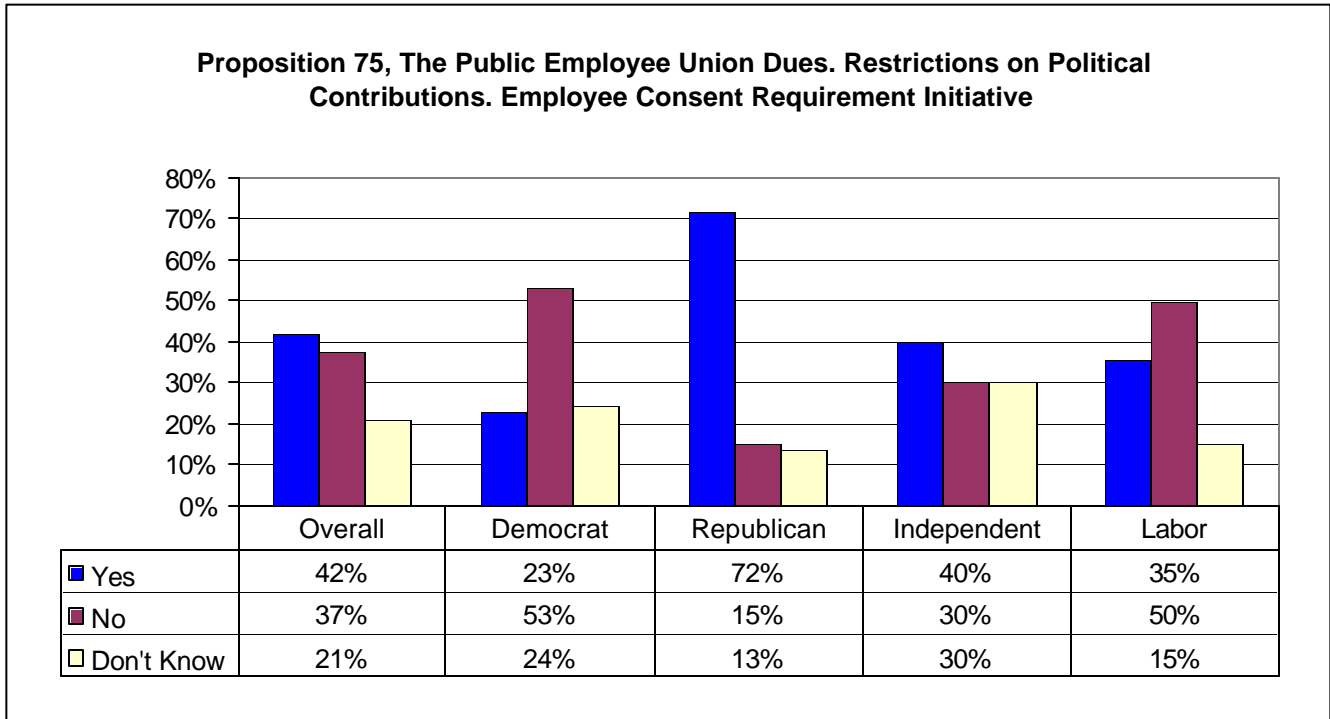
Proposition 73, is the “Waiting Period and Parental Notification before Termination on Minor’s Pregnancy Initiative.” It would require physicians to notify the parent or legal guardian of a pregnant minor at least 48 hours before termination of pregnancy. It is supported by 49% overall, of voters with 36% opposing. Republicans strongly support the initiative with 76%. Democrats’ support is only 34%.



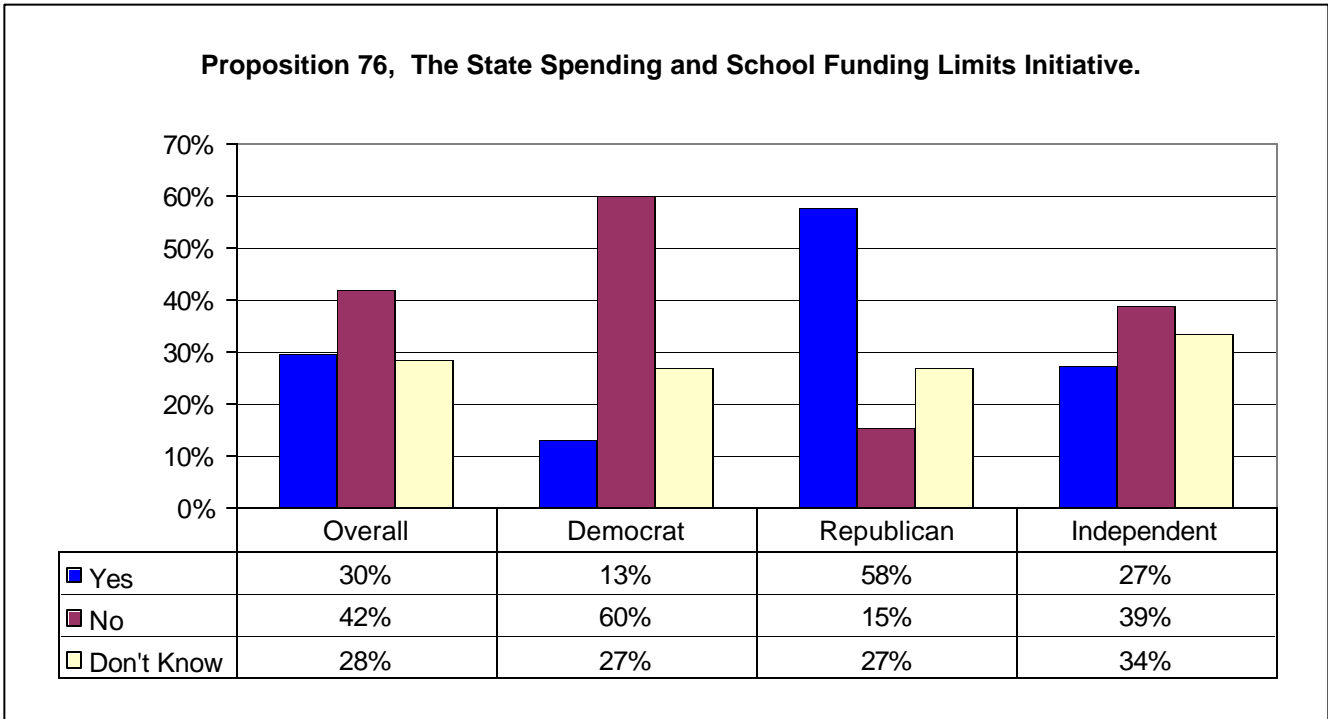
Proposition 74 is the “Public School Teachers Waiting Period for Permanent Status Dismissal Initiative.” It would increase the length of time required before a teacher becomes a permanent employee from two complete consecutive school years to five. Overall, 43% approve and 42% disapprove. Among Republicans, this initiative has strong support, 71%, compared to only 26% for Democrats.



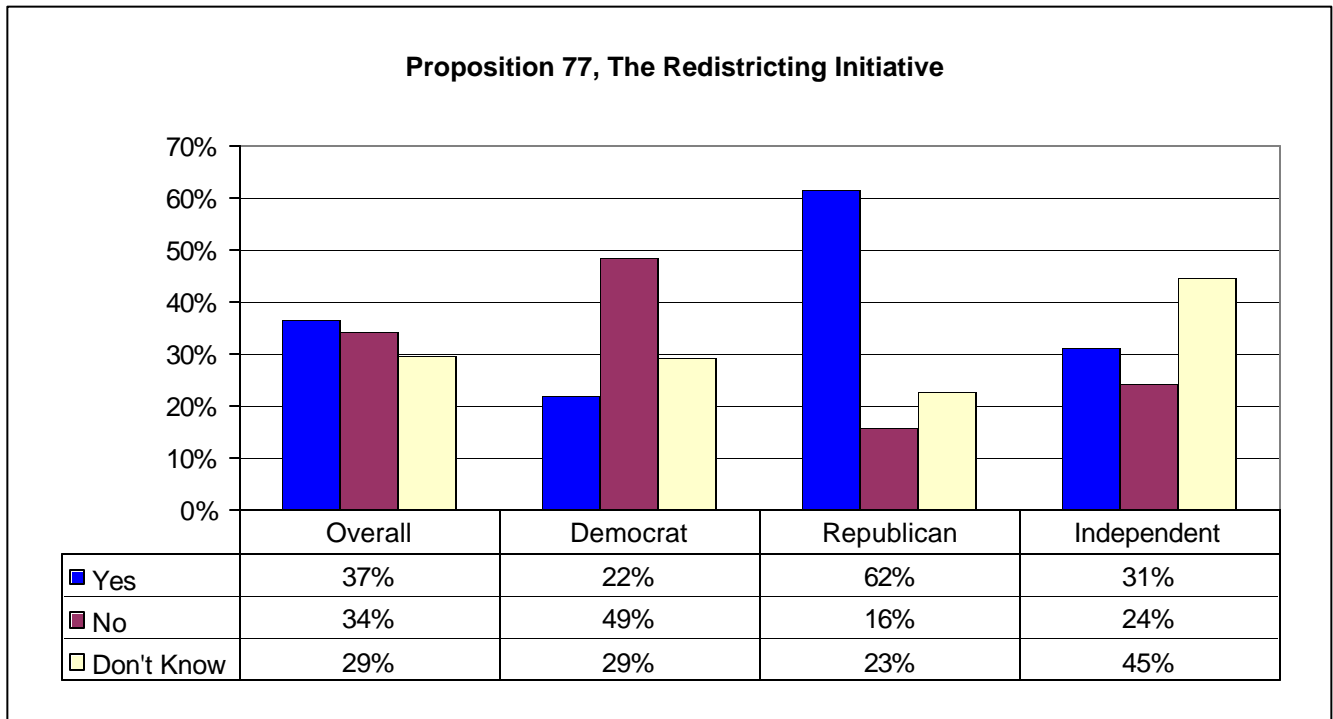
Proposition 75, is the “Public Employee Union Dues. Restriction on Political Contributions. Employee Consent Requirement Initiative”. It prohibits the use by public employee labor organizations of public employee dues or fees for political contribution except with the prior consent of individual public employees each year on a specified written form. Overall, this proposition is leading 42% to 37%, with Republicans supporting the proposition 72%, Democrats 23%. Support among union households is 35% with 50% opposing.



Proposition 76, is the “State Spending and School Funding Limits Initiative.” It limits state spending to prior year levels plus the average revenue growth of the previous years. It also changes the minimum school funding requirements under proposition 98, and eliminates repayment requirement when minimum funding is suspended. This proposition is trailing badly, with 30% overall supporting and 42% opposing. Republicans are the big supporters, with 58% supporting. Only 13% of Democrats support.



Proposition 77, is the “Redistricting Initiative.” It amends the process for redistricting California’s Senate, Assembly, Congressional and Board of Equalization districts. It requires a panel of three retired judges, selected by legislative leaders, to adopt a new redistricting plan if measure passes, and after each national census. Overall, this initiative is supported by 37% of the voters and opposed by 34%. Republicans strongly support this initiative with 62% in favor, and only 16% opposed. Among Democrats 22% favor, 49% oppose.



About the Survey

The Survey is a project of Datamar, Inc. Datamar, Inc. offers online tools for political candidates and committees that help organize the basic information for a successful campaign including: Surveys, Voter Contact Information, Voter Demographic Information, Legislative Races and Proposition Results. Datamar, also provides voter contact and GOTV phone services.

Findings are based on a telephone survey of 786 Los Angeles high-propensity registered voters. Registered voters polled are those who voted in the 2004 primary and general elections. These voters were interviewed on October 7 through October 9, 2005. Interviews took place using a proprietary algorithm to generate a random sample of voters. The sampling error for the total sample is +/- 3.5 percent at the 95 percent confidence level. The sampling error for subgroups is larger.

Surveys are available from our website at: www.datamar.com

DATAMAR, INC.

October 12, 2005

Survey Toplines

Sample size 786

+/- 3.5 sampling error

October 7, 8,9, 2005

High-propensity registered Los Angeles County voters

Q1. Are you a registered voter in the County of Los Angeles?

Yes 100%

No

Don't Know

Q2. Overall, do you approve or disapprove of the way that Arnold Schwarzenegger is handling his job as Governor of California?

Approve 36%

Disapprove 56%

Don't know 8%

Q3. How would you rate Governor Schwarzenegger when it comes to working for the best interests of people like you—excellent, good, fair, or poor?

Excellent 18%

Good 16%

Fair 20%

Poor 43%

Don't know 3%

Q4. Overall, do you approve or disapprove of the way that the California legislature is handling its job?

Approve 16%

Disapprove 53%

Don't know 31%

Q5. How would you rate the California legislature when it comes to working for the best interests of people like you—excellent, good, fair, or poor?

Excellent 5%

Good 14%

Fair 38%

Poor 38%

Don't know 6%

Q6. Do you think things in California are generally going in the right direction or the wrong direction?

Right direction	20%
Wrong direction	61%
Don't know	19%

Q7. Turning to economic conditions in California, do you think that during the next 12 months we will have good times financially or bad times?

Good times	23%
Bad times	53%
Don't know	24%

Q8. During the next 6 months, do you think the price of gasoline will hurt the California economy or not?

Yes, great deal	44%
Yes, somewhat	46%
No	7%
Don't know	3.7%

Q9. Have recent price increases in gasoline caused any financial hardship for you or your household?

Yes, caused hardship	62%
No, not caused hardship	33%
Don't know	4%

Q10. Governor Schwarzenegger has called a special election in November 2005 to vote on budget, educational, and governmental reform measures. In general, do you think the special election is a good idea or a bad idea?

Good idea	37%
Bad idea	45%
Neither	9%
Don't know	9%

Q11. How closely are you following news about the special election on November 8th—very closely, fairly closely, not too closely, or not at all closely?

Very closely	28%
Fairly closely	45%
Not too closely	22%
Not at all closely	5%
Don't know	1%

Q12. Proposition 73 is the “Waiting Period and Parental Notification Before Termination of Minor’s Pregnancy” initiative. It requires, with certain exceptions, a physician to notify the parent or legal guardian of a pregnant minor at least 48 hours before performing an abortion involving that minor. If the election were held today, would you vote yes or no on Proposition 73?

Yes	49%
No	36%
Don’t know	15%

Q13. Proposition 74 is the “Public School Teachers Waiting Period for Permanent Status Dismissal” initiative. It increases length of time required before a teacher may become a permanent employee from two complete consecutive school years to five complete consecutive school years. If the election were held today, would you vote yes or no on Proposition 74?

Yes	43%
No	42%
Don’t know	16%

Q14. Proposition 75 is the “Public Employee Union Dues. Restrictions on Political Contributions. Employee Consent Requirement” initiative. It prohibits the use by public employee labor organizations of public employee dues or fees for political contributions except with the prior consent of individual public employees each year on a specified written form. If the election were held today, would you vote yes or no on proposition 75?

Yes	42%
No	37%
Don’t know	21%

Q15. Proposition 76 is the “State Spending and School Funding Limits” initiative. It limits state spending to prior year’s levels plus the average revenue growth of the previous years. It also changes the minimum school funding requirements under proposition 98, and eliminates repayment requirement when minimum funding suspended. If the election were held today would you vote Yes or No on Proposition 76?

Yes	30%
No	42%
Don’t know	28%

Q16. Proposition 77 is the “Redistricting Initiative” It amends the process for redistricting California’s Senate, Assembly, Congressional and Board of Equalization districts. It requires a panel of three retired judges, selected by legislative leaders, to adopt a new redistricting plan if measure passes, and after each national census. If the election were held today, would you vote Yes or No on Proposition 77?

Yes	37%
No	34%
Don’t know	29%

Q17. Which of the following best describes you politically?

Very liberal	10%
Somewhat liberal	22%
Middle-of-the-road	29%
Somewhat conservative	22%
Very conservative	10%
Don’t know	6%

Q18. On social issues, what would you say best describes you?

Very liberal	15%
Somewhat liberal	21%
Middle-of-the-road	28%
Somewhat conservative	19%
Very conservative	11%
Don’t know	5%

Q19. On fiscal issues, what would you say best describes you?

Very liberal	7%
Somewhat liberal	19%
Middle-of-the-road	31%
Somewhat conservative	22%
Very conservative	15%
Don’t know	6%

Now, just a few final questions for statistical purposes only --

Q20. Are you?

Male	48%
Female	52%

Q21. What is your age, please?

18-24	7%
25-34	14%
35-44	22%
45-54	21%
55-64	17%
65 or over	19%

Q22. What is the highest level of education you have completed?

Some high school	5%
Graduated high school	12%
Technical/vocational	5%
Some college	28%
Graduated college	32%
Graduate/professional School	18%

Q23. In what political party are you registered to vote?

Democrat	49%
Republican	32%
Another party	5%
No party registration	14%

Q24. Are you or is anyone in your household a member of a labor union, such as trade unions, service employee unions, public employee unions, and teachers unions?

Yes	30%
No	65%
Don't Know	5%

Q25. What do you consider to be your race/ethnic group?

White	56%
Black/African-American	9%
Hispanic/Latino	21%
Asian/Pacific Islander	7%
Other racial/ethnic group	8%