



California Gubernatorial Survey

Date: September 18, 2006

Contact: Raul Furlong

619-579-8244

www.datamar.com

Schwarzenegger, Feinstein Enjoy Comfortable Lead

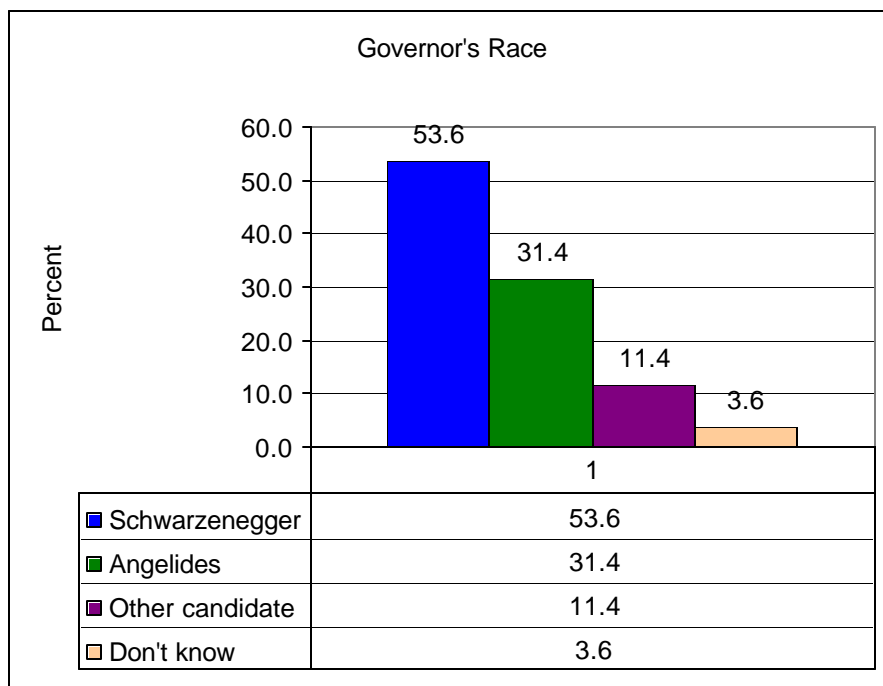
Propositions 1A, 1B, 1E Passing, 1C, And 1D Failing

Propositions 83, 84, 85, 86, 90 Passing, 88, And 89 Failing

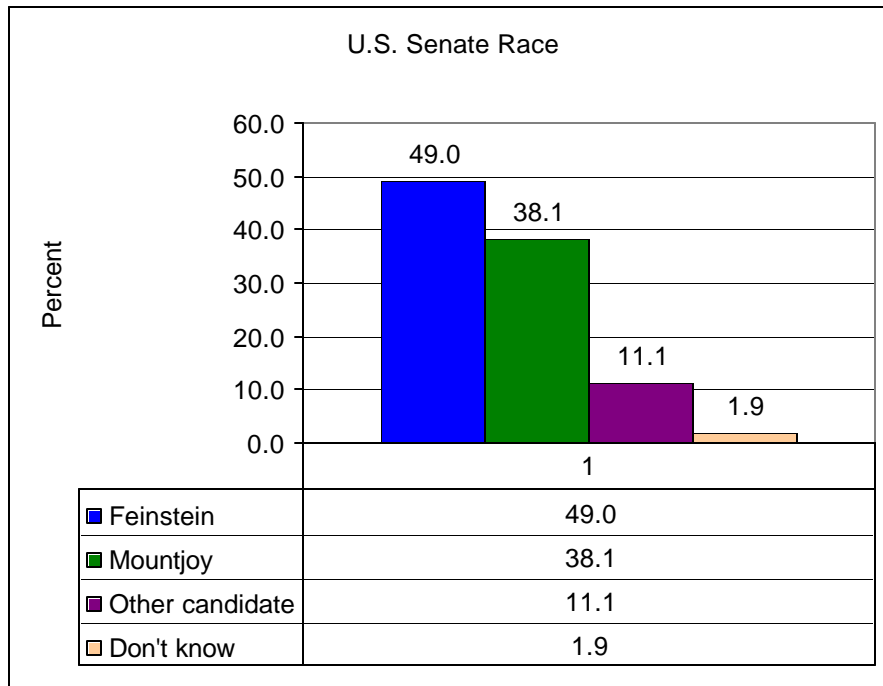
Proposition 87 Too Close To Call

San Diego – A poll released today by Datamar Inc., shows Governor Arnold Schwarzenegger, 53.6%, and U.S. Senator Dianne Feinstein, 49%, each with a comfortable lead among high-propensity voters who voted in the 2002 gubernatorial primary and general elections, and the 2004 Presidential primary and general elections.

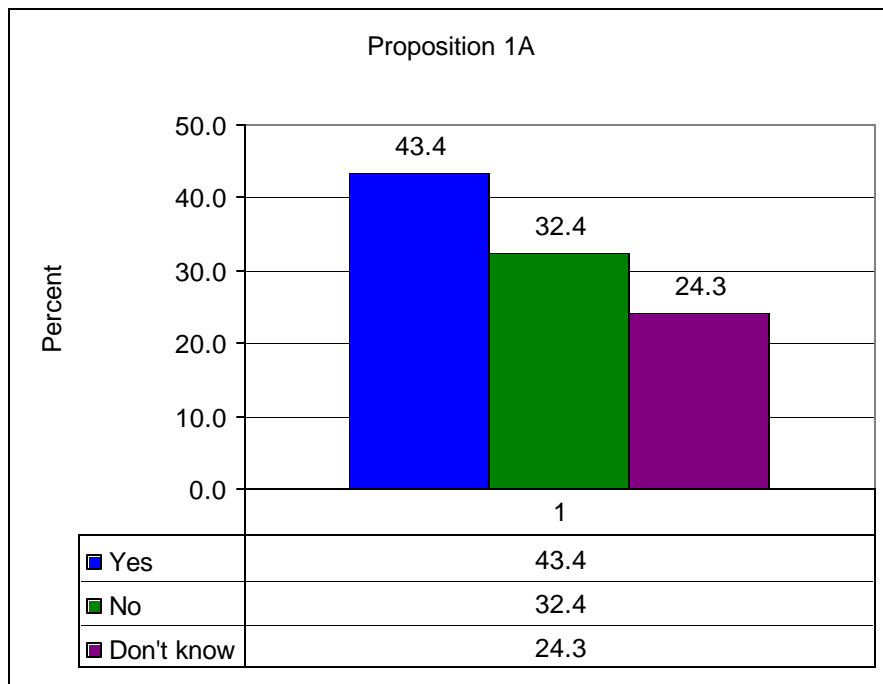
In the California Governor's race Governor Arnold Schwarzenegger leads with 53.6%, Democratic challenger Phil Angelides trails with 31.4%. Other candidates have 11.4% of the vote, and the undecided vote stands at just 3.6%.



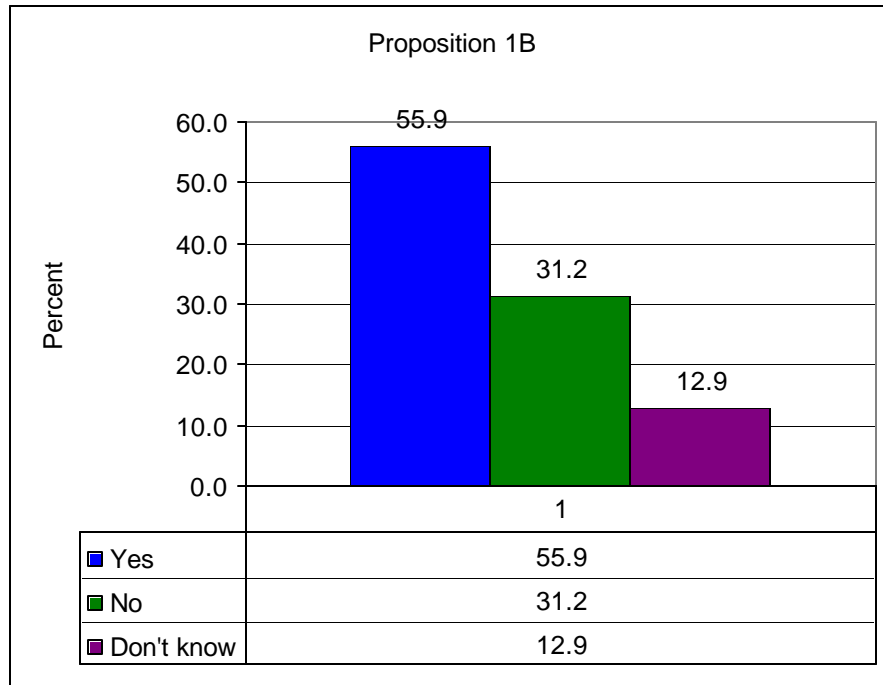
In the U.S. Senate race, U.S. Senator Dianne Feinstein is ahead with, 49%, support, while Dick Mountjoy trails with 38.1% of the voters support. Other candidates carry 11.1%, and the undecided complete the total with 1.9%.



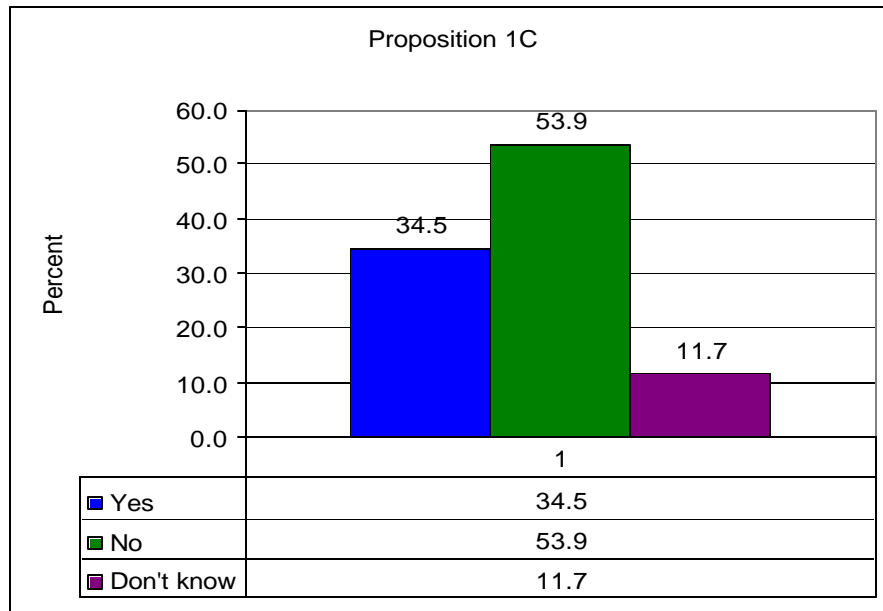
Proposition 1A, the Transportation Investment Fund which would make it more difficult for the legislature to suspend Proposition 42, which mandates that gasoline sales-tax revenues be spent on transportation, and divert money for other purposes, leads by a comfortable margin, 43.4%, in favor to 32.4% against, there are still 24.3% of undecided voters.



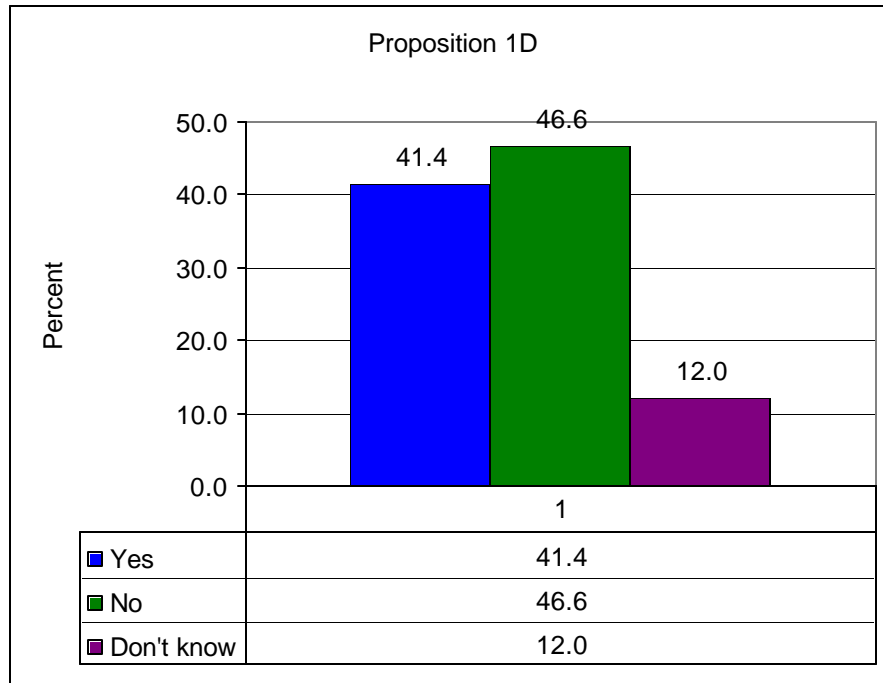
Proposition 1B, the Highway Safety, Traffic Reduction, Air Quality, Port Security Bond Act of 2006 that proposes a \$19.9 billion bond issue to pay for road repairs and expansions, repair bridges, expand public transportation and improve port security leads by a comfortable 55.9%, in favor, and 31.2% against, and 12.9% undecided.



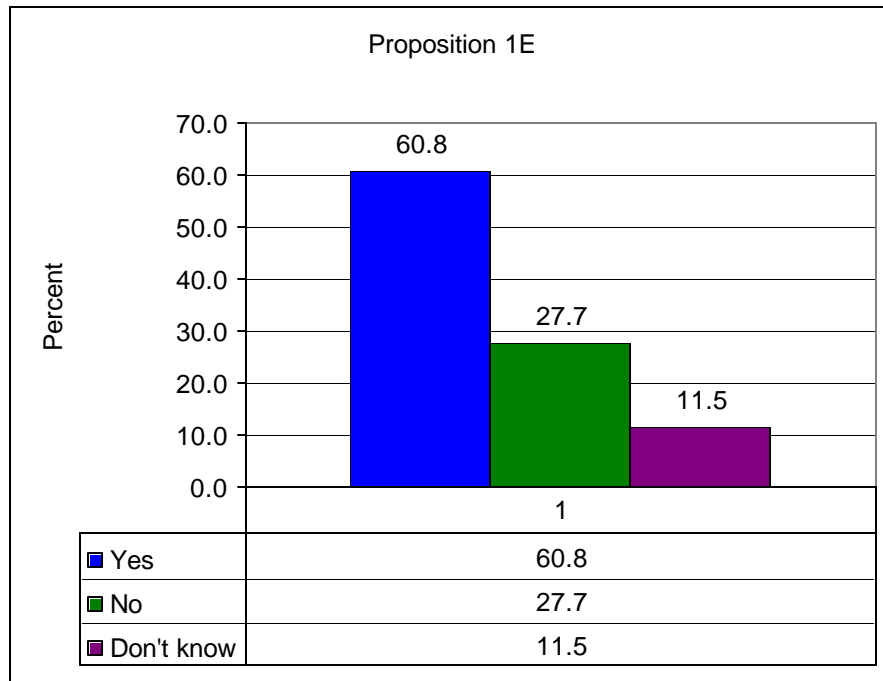
Proposition 1C, the Housing and Emergency Shelter Trust Fund Act of 2006, which proposes a \$2.85 billion bond to pay for affordable-housing assistance and housing for farmworkers and the homeless is behind 53.9% against, 34.5% in favor, and 11.7% undecided.



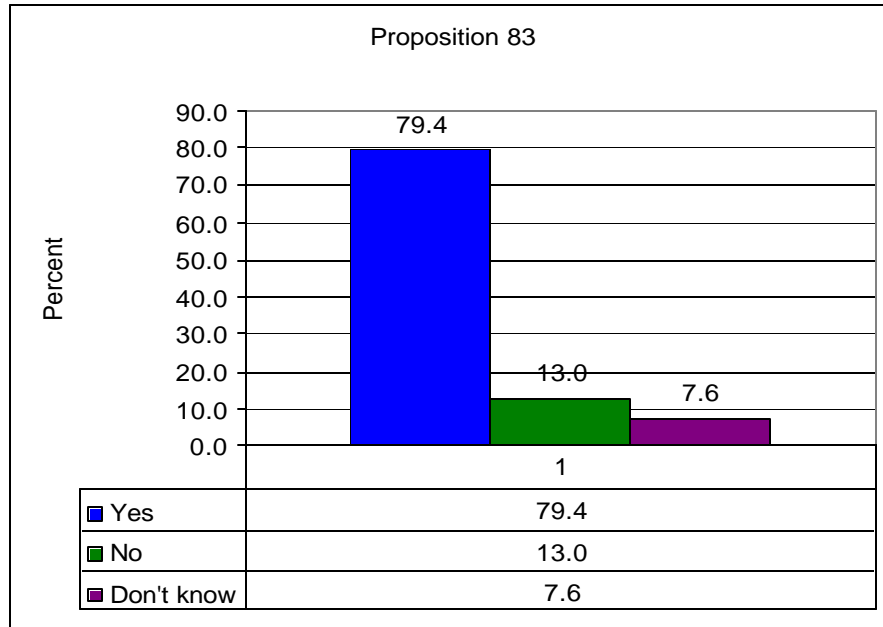
Proposition 1D, the Education Facilities- Kindergarten-University Public Education Facilities Bond Act of 2006, proposes a \$10.4 billion bond issue for school and university construction. This proposition is behind 46.6% against, 41.4%, in favor and a large 12% undecided.



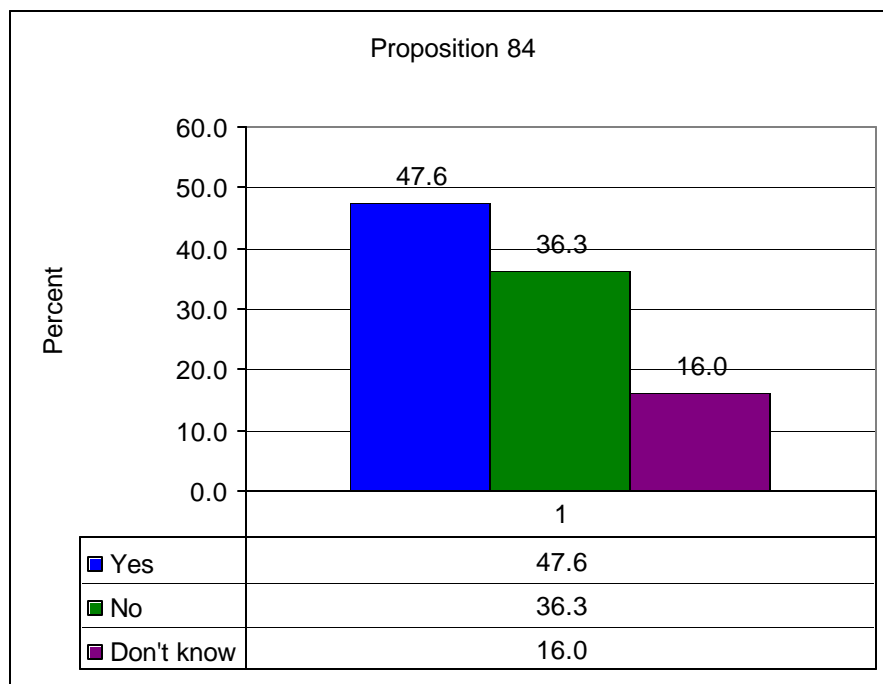
Proposition 1E the Disaster Preparedness and Flood Prevention Act of 2006 is a \$4.09 billion bond issue to repair levees and flood-control systems has a commanding lead of 60.8% in favor, 27.7% against, and an 11.5% undecided.



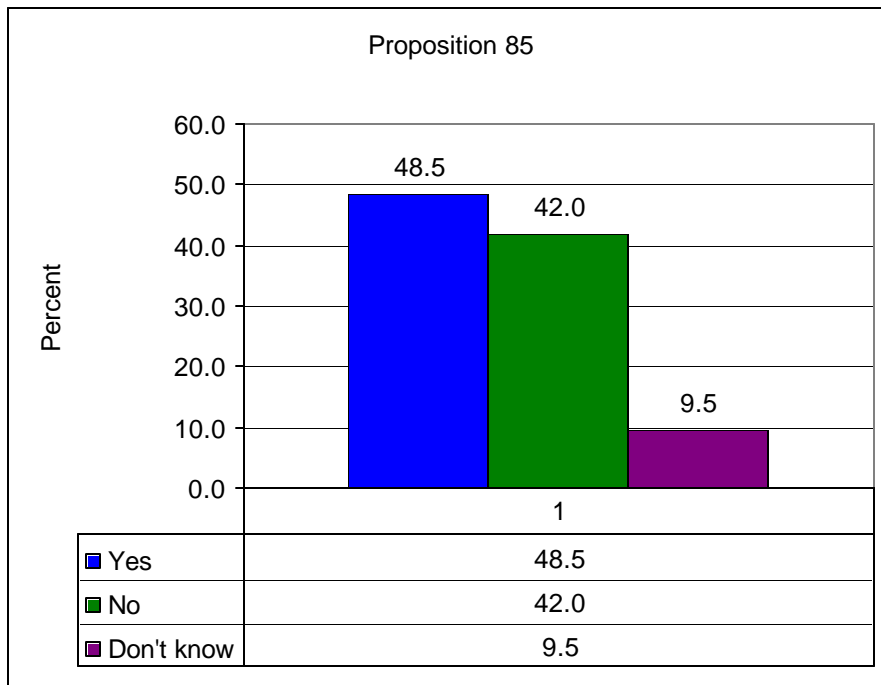
Proposition 83, sometimes called “Jessica’s Law”, is the Sex Offenders, Sexually Violent Predators. Punishment, Residence Restrictions and Monitoring. Initiative Statute. It increases penalties for violent sexual predators and child molesters and prohibits registered sex offenders from living within 2,000 feet of a school or park and requires violent offenders to wear a satellite-monitoring device for life. It is leading by an overwhelming 79.4%, in favor, a 13% against, and 7.6% undecided.



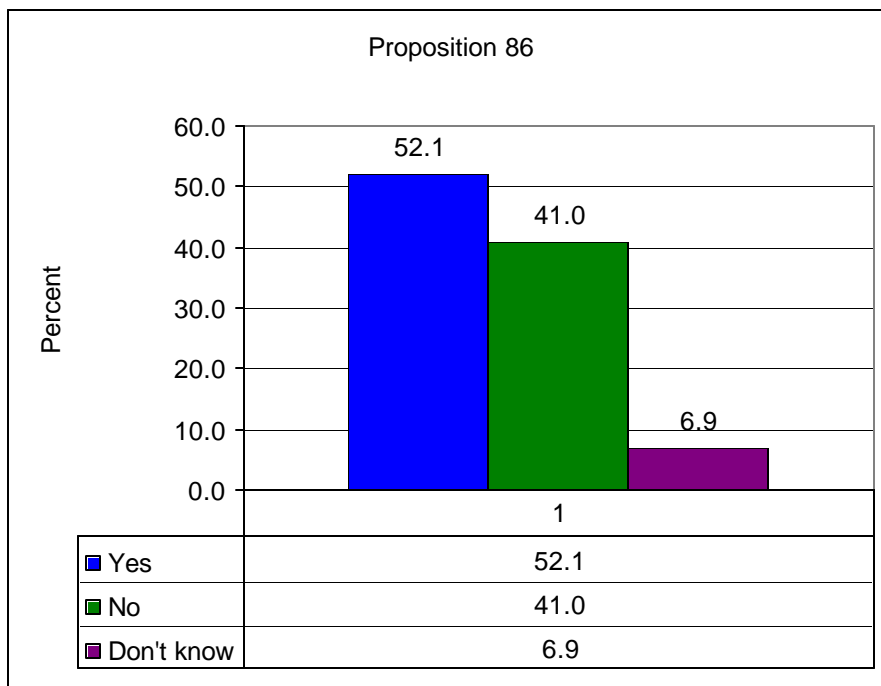
Proposition 84 is the Water Quality, Safety and Supply. Flood Control. Natural Resource Protection Park Improvement Initiative, is a \$5.4 billion bond issue to pay for clean-water, flood-control and conservation projects. Voters favor this proposition by 47.6%, in favor, 36.3% against, and a significant 16% undecided.



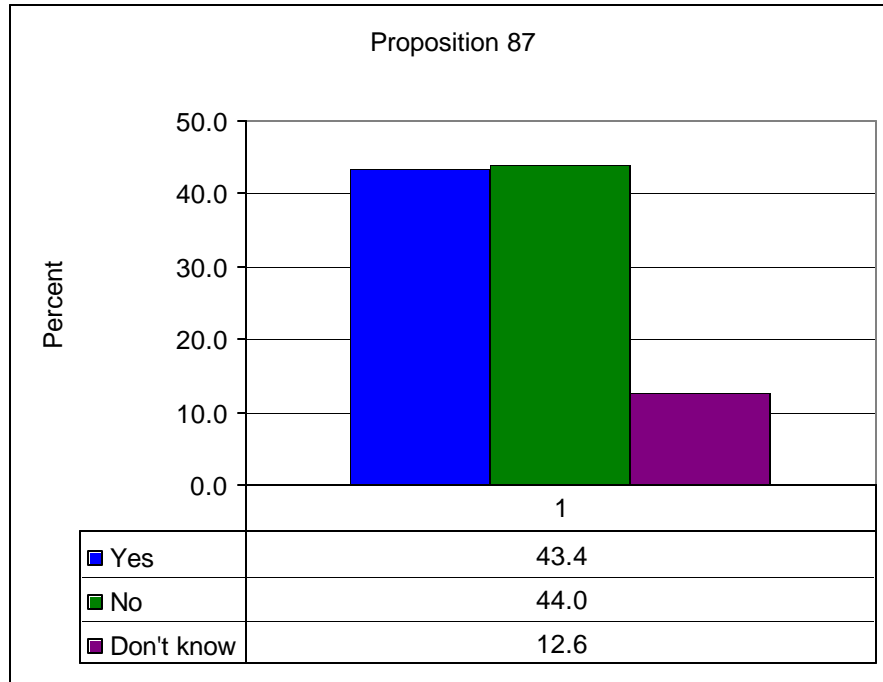
Proposition 85 is the Waiting Period and Parental Notification Before Termination of Minor’s Pregnancy Initiative and prohibits an abortion for a minor until 48 hours after a physician notifies her parent or legal guardian, with exceptions for medical emergency, parental waiver or court order. This proposition is ahead by 48.5%, in favor, 42%, against, and 9.5% undecided.



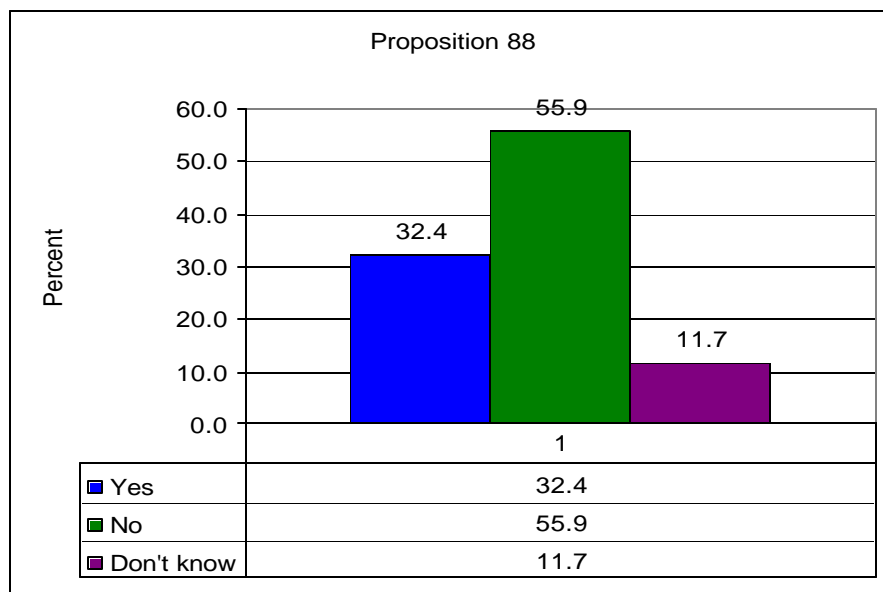
Proposition 86 is a Tax on Cigarettes Initiative. It raises the tax by 13 cents per cigarette to fund hospitals and emergency services, nursing education and children’s health insurance. This proposition is ahead by 52.1%, in favor, 41%, against, and 6.9% undecided.



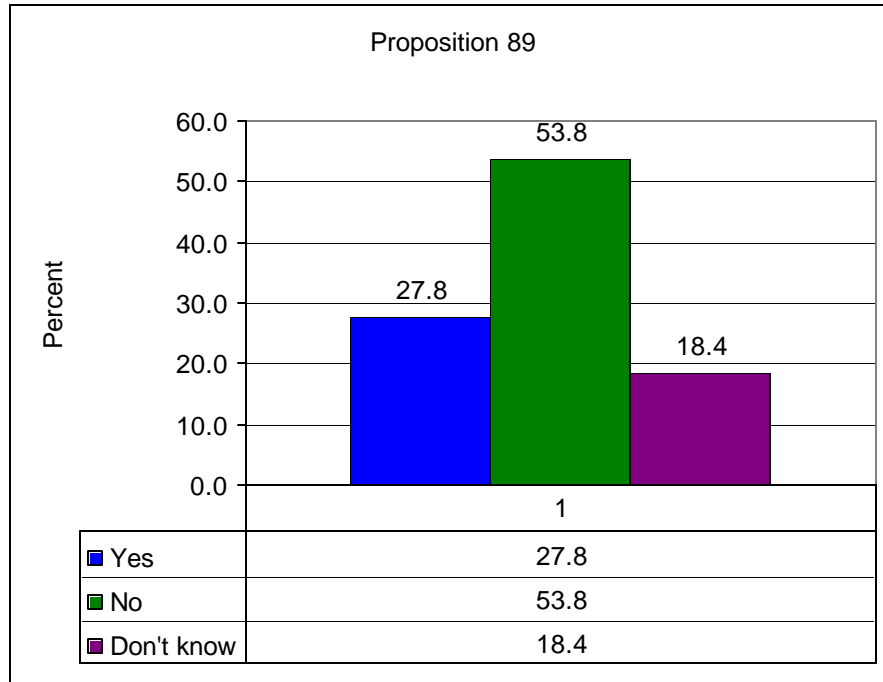
Proposition 87 is the Alternative Energy. Research, Production Incentives Initiative. It is a Tax on California Oil. It will impose a 1.6 percent to 6 percent tax on producers of oil extracted in California, depending on the price per barrel, to pay for research and production incentives for alternative energy vehicles and clean-burning fuels. This proposition is virtually tied with 43.4%, in favor, 44% against, and 12.6% undecided.



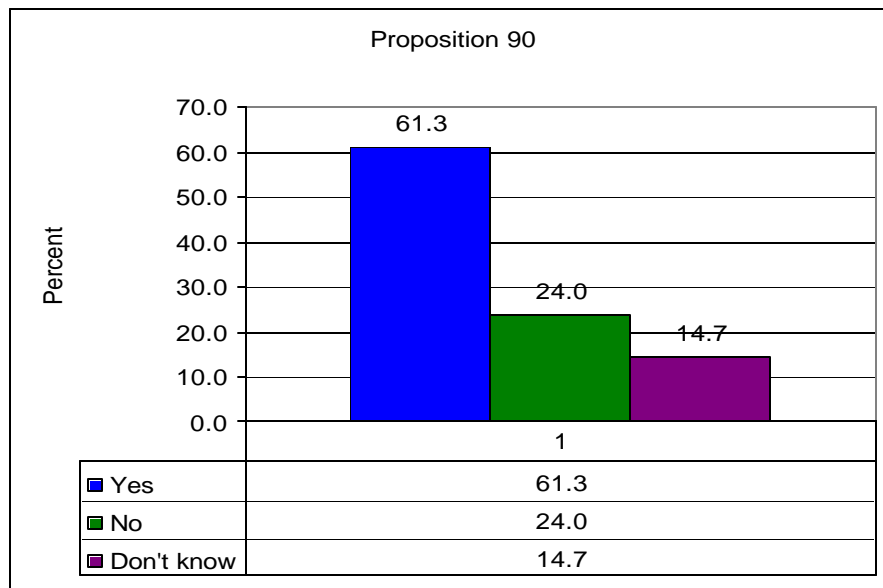
Proposition 88 is the Education Funding. Real Property Parcel Tax Initiative. It will impose a \$50 tax on each real property parcel to pay for kindergarten-through-12th-grade programs, including class-size reduction, textbooks and school safety programs. This proposition is failing with 55.9% against, 32.4% in favor, and 12.6% undecided.



Proposition 89 is the Political Campaigns, Public Financing, Corporate Tax Increase, Contributions and Expenditure Limits Initiative. It will allow political candidates who raise a specified number of \$5 donations to receive money from the state, and will raise taxes on banks and corporations by 0.2 percent to pay for the programs. Proposition 89 is significantly behind, being favored by 27.8%, 53.8% against, and 18.4% undecided.



Proposition 90 is the Government Acquisition, Regulation of Private Property Initiative. It will prohibit state and local governments from condemning private property for other private uses. Proposition 90 is significantly ahead by 61.3%, in favor, 24%, against, and 14.7% undecided.



Sample size 1,879
+/- 2.3 percent sampling error
September 12 – 15, 2006

Methodology: Findings are based on a September 12 - 15, 2006, automated telephone dialer survey of high-propensity registered voters in the California using the voice of a professional announcer. A Datamar proprietary algorithm was used to generate random samples of voters for calling. The margin of error for the total sample is +/- 2.3 percent at the 95 percent confidence level.

Registered voters vs. high-propensity voters: Registered voters who *actually vote* are significantly fewer than the voters who are registered to vote. Although it is sometimes useful to determine the opinions of all registered voters (and even the opinions of the general population), surveying the opinions of *the high-propensity voters* is more efficient and predictive for electoral/political purposes.

This survey is based on defining “high-propensity” voters as those eligible registered voters who have demonstrated high-propensity by having *actually voted* in one or more recent elections, specifically:

Voters who voted in the 2002 gubernatorial primary and general elections, and the 2004 Presidential primary and general elections.

Where necessary, responses were weighted according to age, gender, and political party.

Datamar Survey Toplines

Crosstabs are available for each individual question in the survey.

For the November 7, 2006 California General Election

Sample size 1,879
 +/- 2.3 percent sampling error
 September 12 – 15, 2006

Q1. Are you registered to vote in California?

	Percent
Yes	100.0

Q2. Are you registered as Democrat, Republican, another party, or as “no party registration”?

	Percent
Democrat	45.2
Republican	42.6
Another party	4.8
No party registration	7.5
Total	100.0

Q3. Are you?

	Percent
Male	49.0
Female	51.0
Total	100.0

Q4. What is your age, please?

	Percent
18-34	5.1
35-49	19.0
50-64	35.9
65 or older	40.0
Total	100.0

Q5. What is the highest level of education you have completed?

	Percent
High school graduate or less	11.4
Some college/trade school	32.8
Graduated college or more	55.8
Total	100.0

Q6. Are you or is anyone in your household a member of a labor union, such as trade union, service employee union, public employee union, or teachers union?

	Percent
Yes	31.7
No	68.3
Total	100.0

Q7. What do you consider to be your ethnic group?

	Percent
White Non-Hispanic	84.1
Hispanic/Latino	6.3
Black/African-American	3.1
Asian.other	6.5
Total	100.0

Q8. What is your marital status?

	Percent
Married	71.3
Separated/divorced/widowed	20.6
Never married	8.1
Total	100.0

Q9. What is your household income?

	Percent
Less than \$40,000	25.9
40,000-80,000	36.4
80,000-120,000	23.5
120,000 or more	14.2
Total	100.0

Q10. Which of the following best describes you politically?

	Percent
Very liberal	14.1
Somewhat liberal	28.8
Somewhat conservative	30.3
Very conservative	21.8
Don't know	5.1
Total	100.0

Q11. Do you approve or disapprove of the way Governor Arnold Schwarzenegger is handling his job as governor of California?

	Percent
Approve	51.0
Disapprove	38.0
Don't know	11.0
Total	100.0

Q12. Do you approve or disapprove of the way the California State Legislature is handling its job?

	Percent
Approve	23.2
Disapprove	63.1
Don't know	13.7
Total	100.0

Q13. When it comes to the tough choices involved in the state budget, both in deciding how much Californians should pay in taxes and how to fund state programs, who do you mostly trust -- Governor Schwarzenegger, the state legislature, or neither?

	Percent
Governor	37.9
State legislature	21.0
Neither	39.0
Don't know	2.0
Total	100.0

Q14. Do you think things in California are generally going in the right direction or the wrong direction?

	Percent
Right direction	40.6
Wrong direction	47.3
Don't know	12.2
Total	100.0

Q15. Turning to economic conditions in California, do you think that during the next 12 months we will have good times financially, or bad times?

	Percent
Good times	43.7
Bad times	38.1
Don't know	18.2
Total	100.0

Q16. What do you think is the most important problem facing California today? Gasoline prices, public schools, immigration, the economy, the war in Iraq, the budget deficit, or other?

	Percent
Gasoline prices	5.3
Public schools	16.6
Immigration	45.4
Economy	9.6
War in Iraq	14.6
Budget deficit	4.8
Other	3.8
Total	100.0

Q17. Regardless of how you usually vote, which political party do you mostly trust to solve the most important problem facing California today, the Republicans or the Democrats?

	Percent
Republicans	45.1
Democrats	41.4
Neither	13.5
Total	100.0

Five propositions were placed on the November 7, 2006 general election ballot by the California Legislature and Governor Arnold Schwarzenegger.

Q18. Proposition 1A – Transportation Investment Fund: would make it more difficult for the Legislature to suspend Proposition 42, which mandates that gasoline sales-tax revenue be spent on transportation, and divert the money for other purposes. If the election were held today, would you vote yes or no on Proposition 1A?

	Percent
Yes	43.4
No	32.4
Don't know	24.3
Total	100.0

Q19. Proposition 1B – Highway Safety, Traffic Reduction, Air Quality, Port Security Bond Act of 2006: a \$19.9 billion bond issue to pay for road repairs and expansions, repair bridges, expand public transportation and improve port security. If the election were held today, would you vote yes or no on Proposition 1B?

	Percent
Yes	55.9
No	31.2
Don't know	12.9
Total	100.0

Q20. Proposition 1C – Housing and Emergency Shelter Trust Fund Act of 2006: a \$2.85 billion bond issue to pay for affordable-housing assistance and housing for farmworkers and the homeless. If the election were held today, would you vote yes or no on Proposition 1C?

	Percent
Yes	34.5
No	53.9
Don't know	11.7
Total	100.0

Q21. Proposition 1D – Education Facilities. Kindergarten-University Public Education Facilities Bond Act of 2006: a \$10.4 billion bond issue for school and university construction. If the election were held today, would you vote yes or no on Proposition 1D?

	Cumulative Percent
Yes	41.4
No	46.6
Don't know	12.0
Total	100.0

Q22. Proposition 1E – Disaster Preparedness and Flood Prevention Bond Act of 2006: a \$4.09 billion bond issue to repair levees and flood-control systems. If the election were held today, would you vote yes or no on Proposition 1E?

	Percent
Yes	60.8
No	27.7
Don't know	11.5
Total	100.0

Eight propositions, through the initiative process, qualified for the November 7, 2006 general election ballot

Q23. Proposition 83 is the Sex Offenders, Sexually Violent Predators. Punishment, Residence Restrictions and Monitoring Initiative. It increases penalties for violent sexual predators and child molesters and prohibits registered sex offenders from living within 2,000 feet of a school or park and requires violent offenders to wear a satellite-monitoring device for life. If the election were held today, would you vote yes or no on Proposition 83?

	Percent
Yes	79.4
No	13.0
Don't know	7.6
Total	100.0

Q24. Proposition 84 is the Water Quality, Safety and Supply. Flood Control. Natural Resource Protection Park Improvements Initiative. It is a \$5.4 billion bond issue to pay for clean-water, flood-control and conservation projects. If the election were held today, would you vote yes or no on Proposition 84?

	Percent
Yes	47.6
No	36.3
Don't know	16.0
Total	100.0

Q25. Proposition 85 is the Waiting Period and Parental Notification Before Termination of Minor's Pregnancy Initiative and it prohibits an abortion for a minor until 48 hours after a physician notifies her parent or legal guardian, with exceptions for medical emergency, parental waiver or court order. If the election were held today, would you vote yes or no on Proposition 85?

	Percent
Yes	48.5
No	42.0
Don't know	9.5
Total	100.0

Q26. Proposition 86 is a Tax on Cigarettes Initiative. It raises the tax by 13 cents per cigarette to fund hospitals and emergency services, nursing education and children's health insurance. If the election were held today, would you vote yes or no on Proposition 86?

	Percent
Yes	52.1
No	41.0
Don't know	6.9
Total	100.0

Q27. Proposition 87 is the Alternative Energy. Research, Production Incentives Initiative. It is a Tax on California Oil it will impose a 1.6 percent to 6 percent tax on producers of oil extracted in California, depending on the price per barrel, to pay for research and production incentives for alternative energy vehicles and clean-burning fuels. If the election were held today, would you vote yes or no on Proposition 87?

	Percent
Yes	43.4
No	44.0
Don't know	12.6
Total	100.0

Q28. Proposition 88 is the Education Funding. Real Property Parcel Tax Initiative. It will impose a \$50 tax on each real property parcel to pay for kindergarten-through-12th-grade programs, including class-size reduction, textbooks and school safety programs. If the election were held today, would you vote yes or no on Proposition 88?

	Percent
Yes	32.4
No	55.9
Don't know	11.7
Total	100.0

Q29. Proposition 89 is the Political Campaigns, Public Financing, Corporate Tax Increase, Contribution and Expenditure Limits Initiative. It will allow political candidates who raise a specified number of \$5 donations to receive money from the state, and will raise taxes on banks and corporations by 0.2 percent to pay for the program. If the election were held today, would you vote yes or no on Proposition 89?

	Percent
Yes	27.8
No	53.8
Don't know	18.4
Total	100.0

Q30. Proposition 90 is the Government Acquisition, Regulation of Private Property Initiative . It will prohibit state and local governments from condemning private property for other private uses. If the election were held today, would you vote yes or no on Proposition 90?

	Percent
Yes	61.3
No	24.0
Don't know	14.7
Total	100.0

Q31. If the upcoming November 7th general election for governor were being held today, for whom would you vote: Governor Arnold Schwarzenegger, Republican, Treasurer Phil Angelides, Democrat, or another candidate?

	Percent
Schwarzenegger	53.6
Angelides	31.4
Other candidate	11.4
Don't know	3.6
Total	100.0

Q32. If the upcoming November 7th general election for the U.S Senate were being held today, for whom would you vote: U.S. Senator Dianne Feinstein, Democrat, Dick Mountjoy, Republican, or another candidate?

	Percent
Feinstein	49.0
Mountjoy	38.1
Other candidate	11.1
Don't know	1.9
Total	100.0