



California Gubernatorial Survey

Date: November 1, 2006

Contact: Raul Furlong
619-579-8244
www.datamar.com

Schwarzenegger, Feinstein Still Enjoy Comfortable Leads

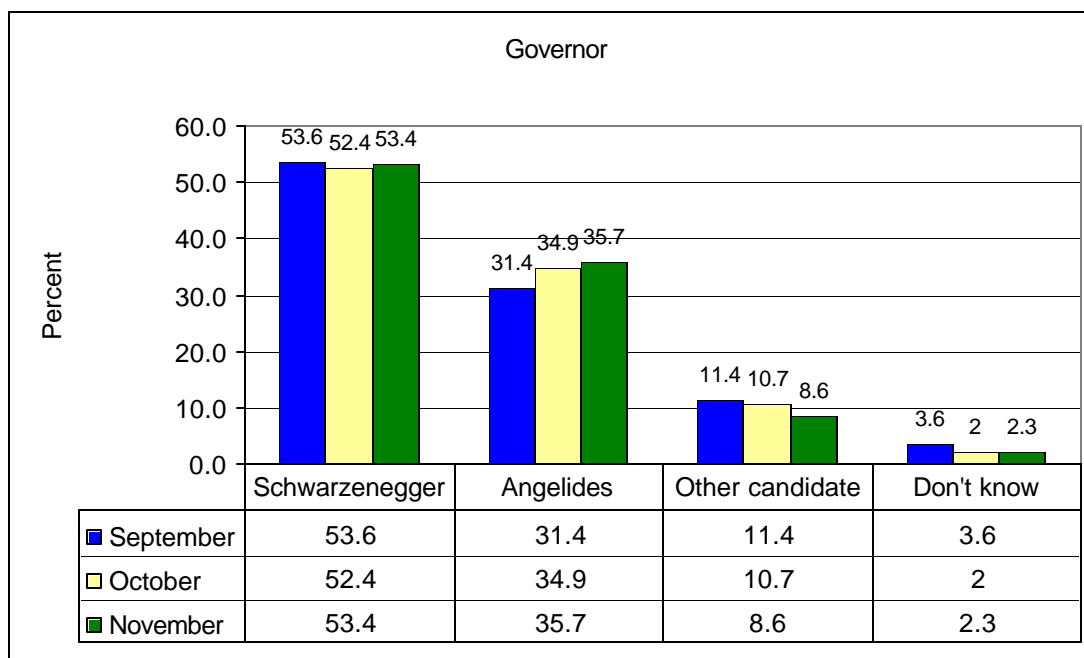
Propositions 1A, 1B, 1E Ahead, 1C, 1D Behind

Propositions 83, 84, 90 Ahead, 86, 87, 88, 89 Behind

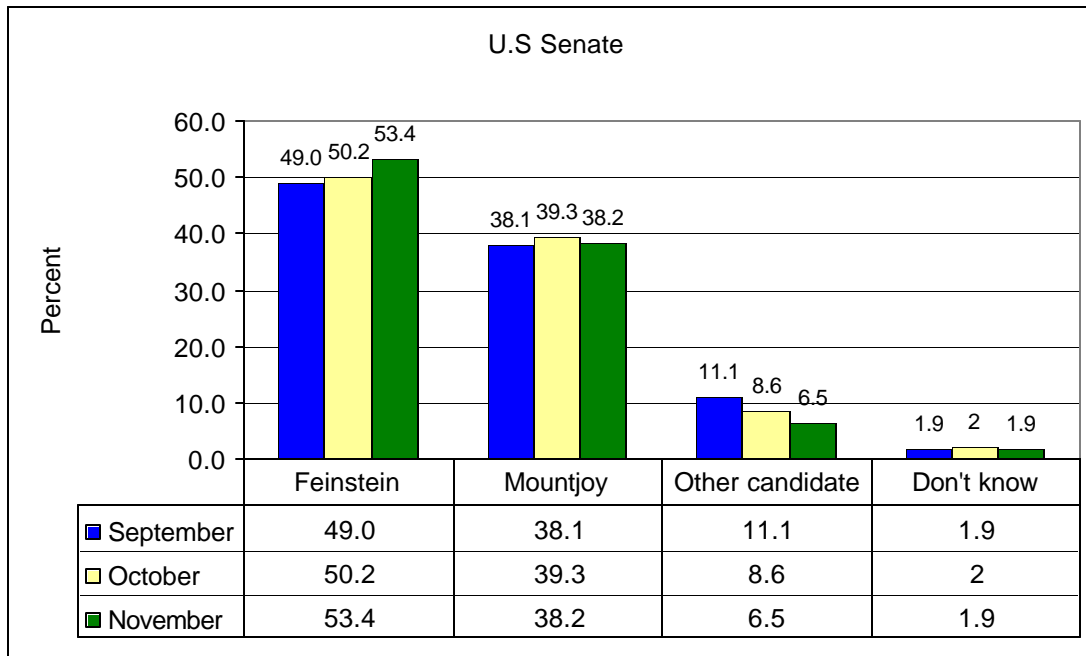
Proposition 85 Tied

San Diego – A poll released today by Datamar Inc., shows Governor Arnold Schwarzenegger, 53.4%, and U.S. Senator Dianne Feinstein, 53.4%, each with a comfortable lead among high-propensity voters who voted in the 2002 gubernatorial general and the 2004 Presidential general elections.

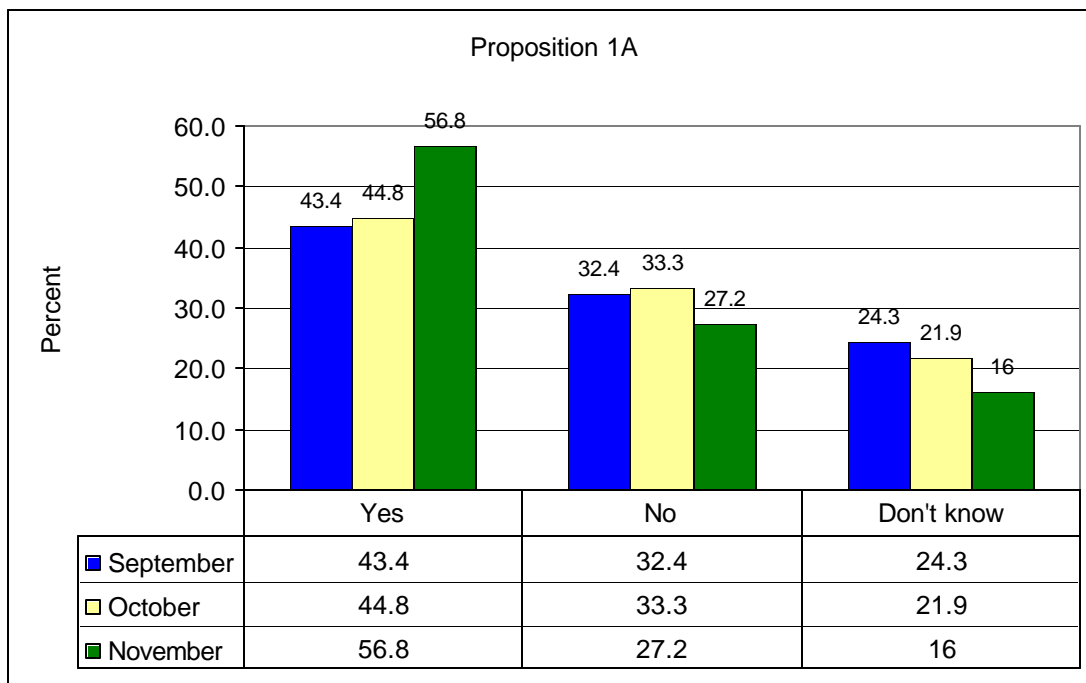
In the California Governor’s race Governor Arnold Schwarzenegger leads with 53.4%, Democratic challenger Phil Angelides trails with 35.7%. Other candidates have 8.6% of the vote, and the undecided vote stands at just 2.3%.



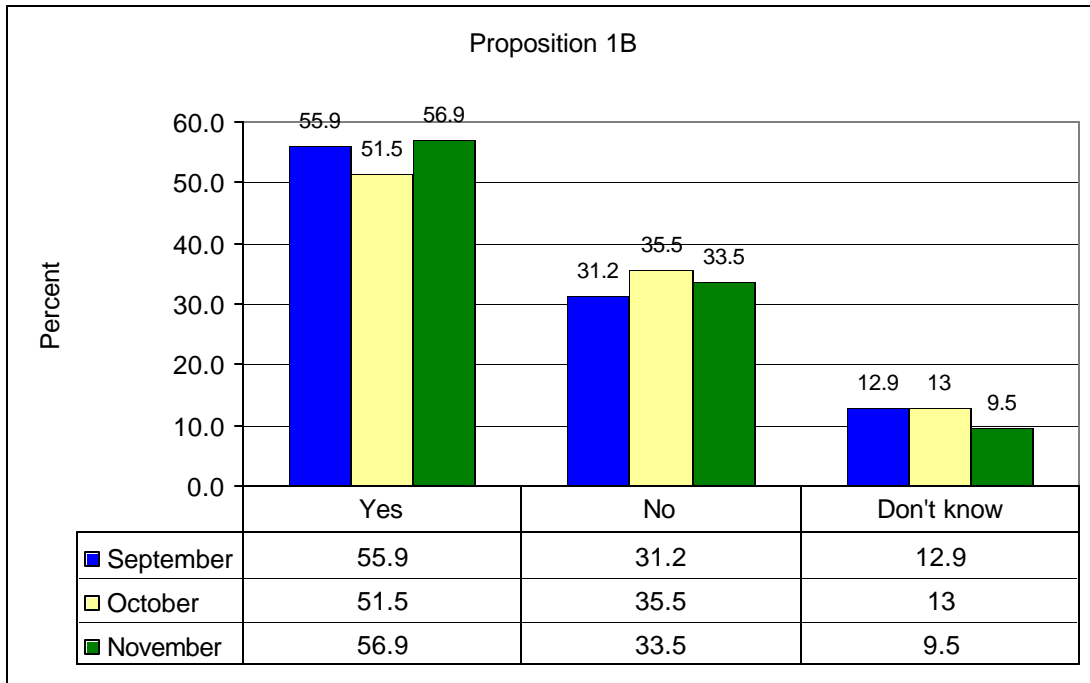
In the U.S. Senate race, U.S. Senator Dianne Feinstein is ahead with, 53.4%, support, while Dick Mountjoy trails with 38.2% of the voters support. Other candidates carry 6.5%, and the undecided at 1.9% complete the total.



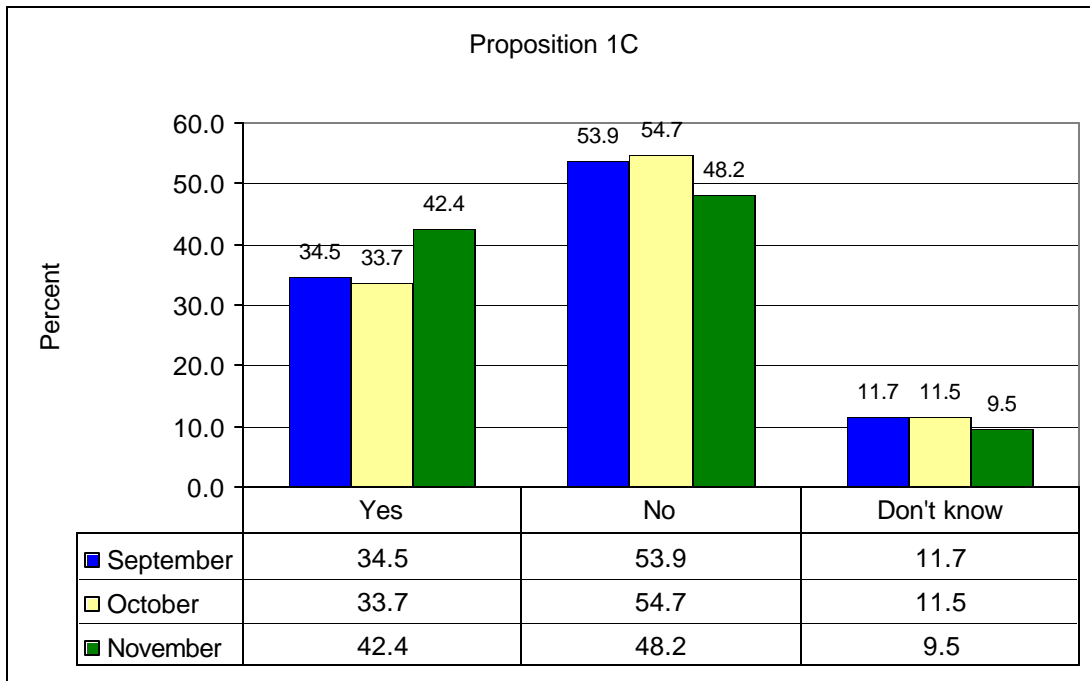
Proposition 1A, the Transportation Investment Fund which would make it more difficult for the legislature to suspend Proposition 42, which mandates that gasoline sales-tax revenues be spent on transportation, and divert money for other purposes, has jumped to 56.8%, in favor to 27.2% against, there are still 16% of undecided voters.



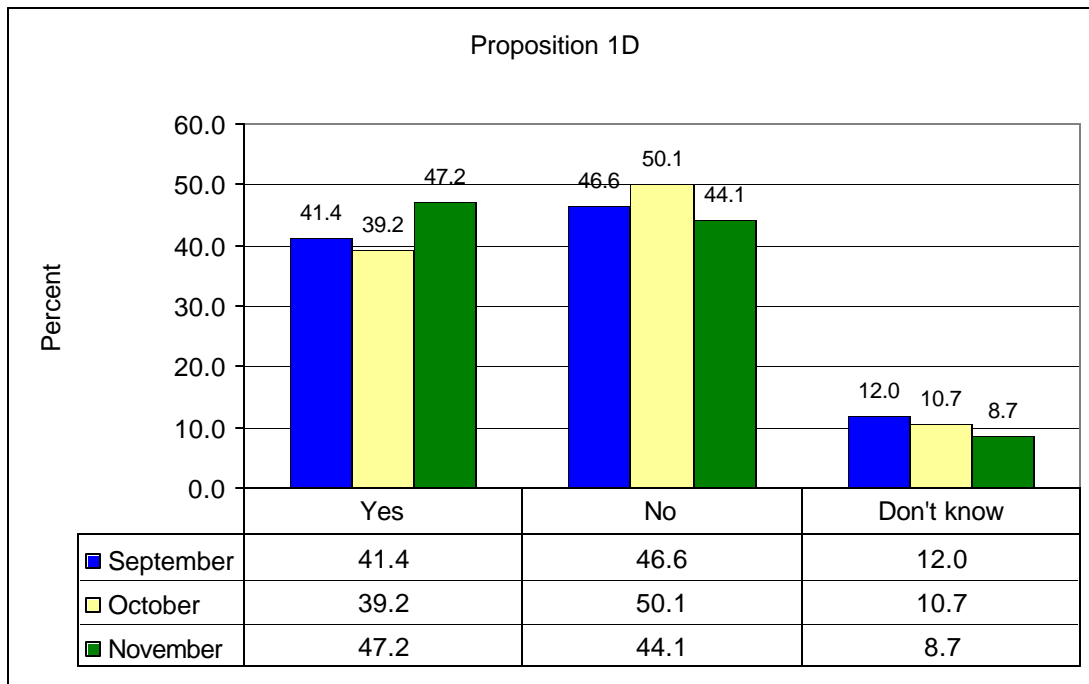
Proposition 1B, the Highway Safety, Traffic Reduction, Air Quality, Port Security Bond Act of 2006 that proposes a \$19.9 billion bond issue to pay for road repairs and expansions, repair bridges, expand public transportation and improve port security leads by a comfortable 56.9%, in favor, and 33.5% against, and 9.5% undecided.



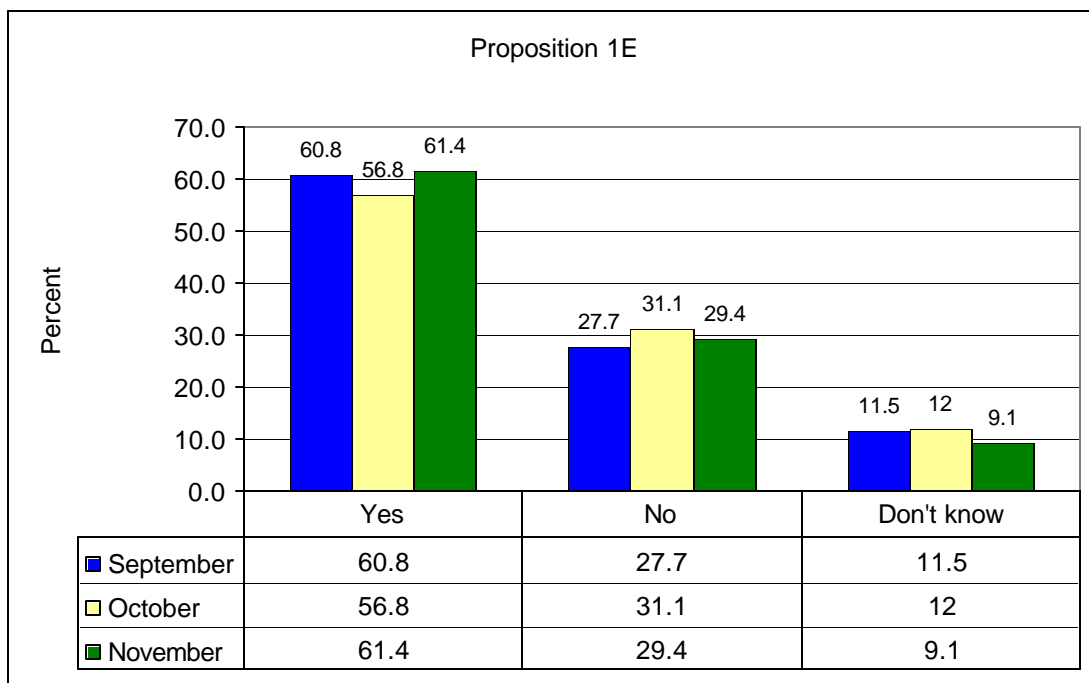
Proposition 1C, the Housing and Emergency Shelter Trust Fund Act of 2006, which proposes a \$2.85 billion bond to pay for affordable-housing assistance and housing for farmworkers and the homeless is behind 48.2% against, 42.2% in favor, and 9.5% undecided.



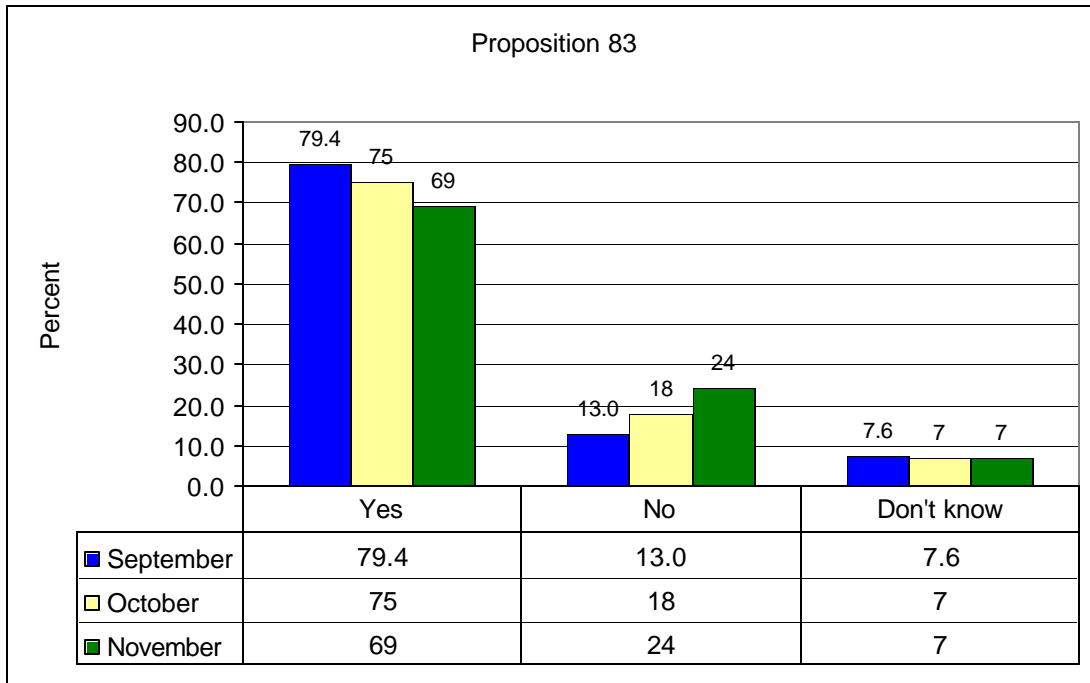
Proposition 1D, the Education Facilities- Kindergarten-University Public Education Facilities Bond Act of 2006, proposes a \$10.4 billion bond issue for school and university construction. This proposition has come from behind to 47.2% in favor, 44.1%, against and 8.7% undecided.



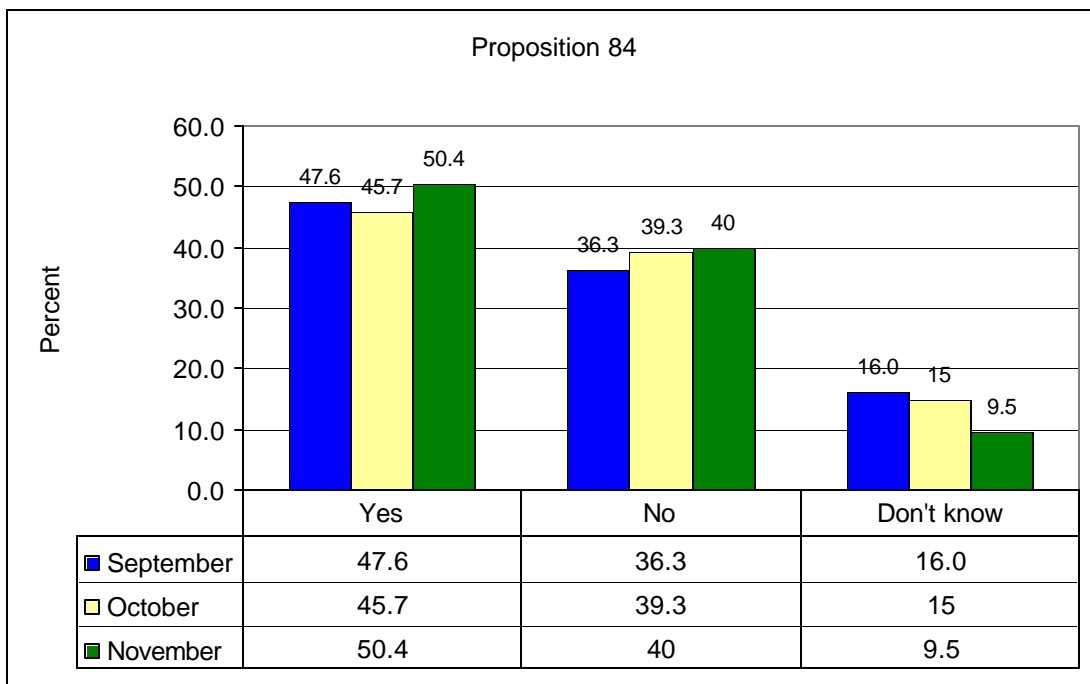
Proposition 1E the Disaster Preparedness and Flood Prevention Act of 2006 is a \$4.09 billion bond issue to repair levees and flood-control systems has a commanding lead of 61.4% in favor, 29.4% against, and 9.1% undecided.



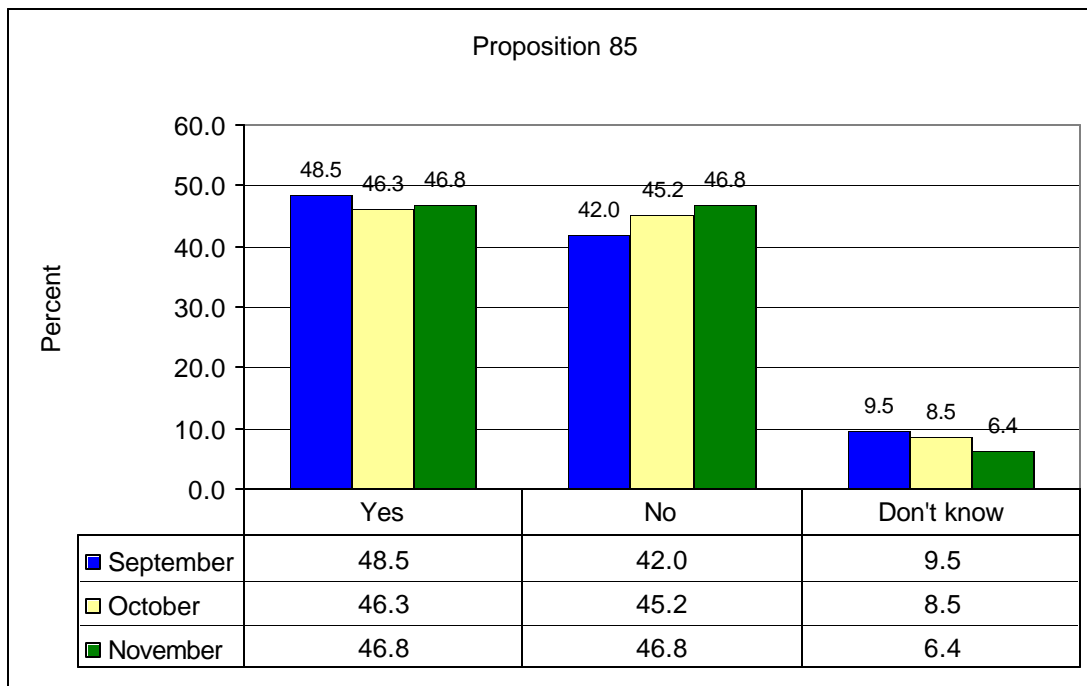
Proposition 83, sometimes called “Jessica’s Law”, is the Sex Offenders, Sexually Violent Predators. Punishment, Residence Restrictions and Monitoring. Initiative Statute. It increases penalties for violent sexual predators and child molesters and prohibits registered sex offenders from living within 2,000 feet of a school or park and requires violent offenders to wear a satellite-monitoring device for life. It is still leading by an overwhelming 69%, in favor, a 24% against, and 7% undecided.



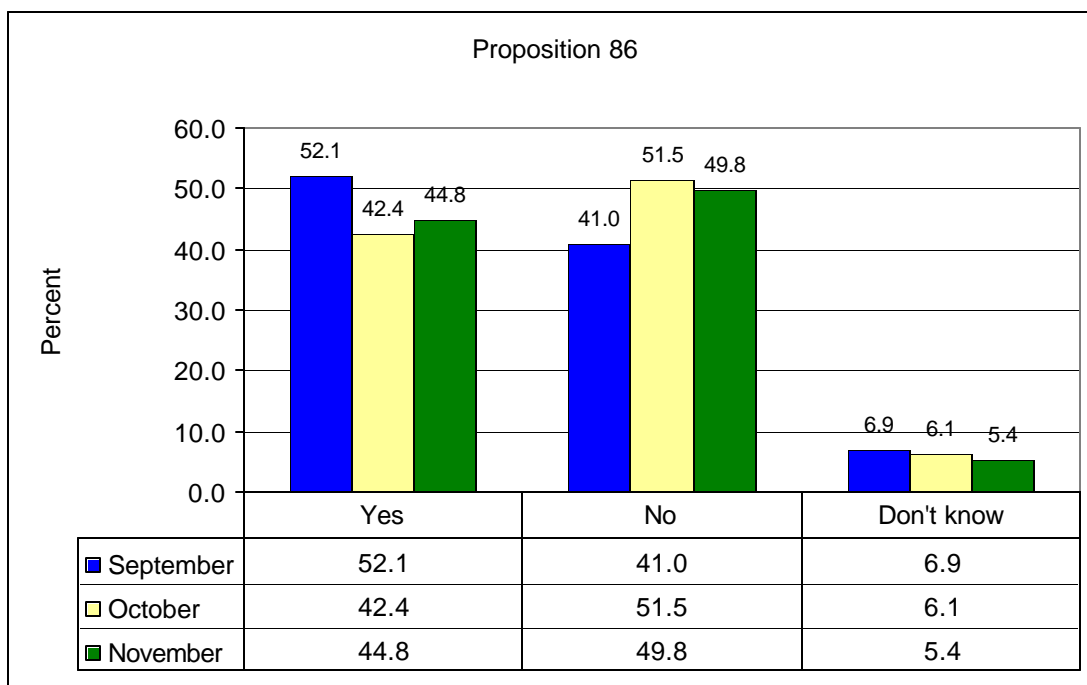
Proposition 84 is the Water Quality, Safety and Supply. Flood Control. Natural Resource Protection Park Improvement Initiative, is a \$5.4 billion bond issue to pay for clean-water, flood-control and conservation projects. Voters favor this proposition by 50.4%, in favor, 40% against, and 9.5% undecided.



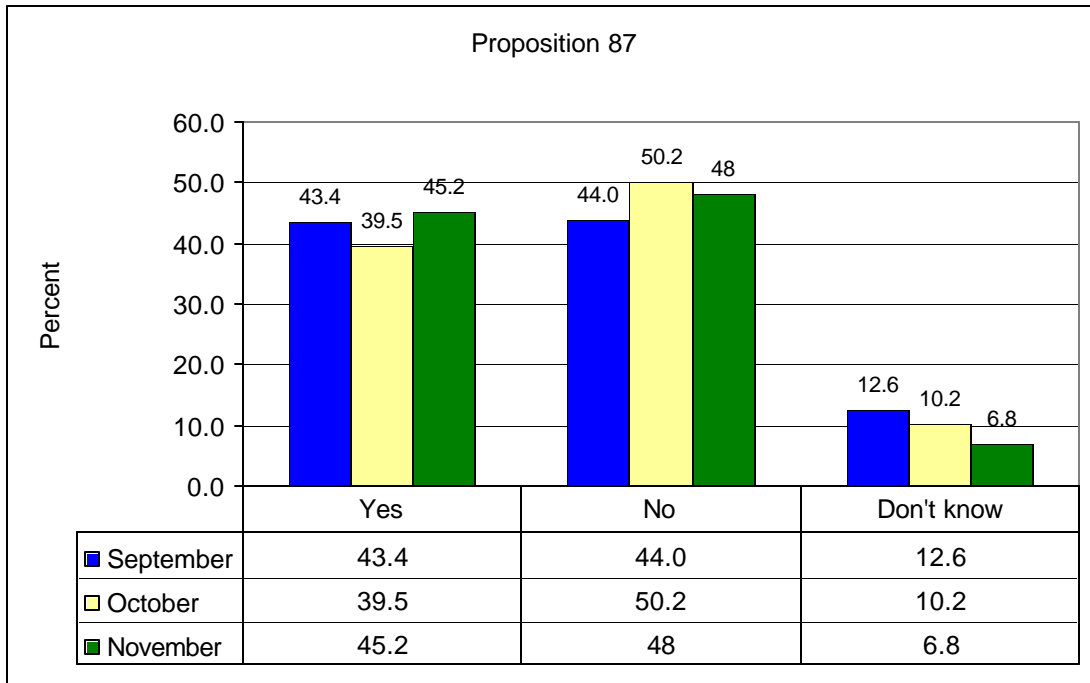
Proposition 85 is the Waiting Period and Parental Notification Before Termination of Minor's Pregnancy Initiative and prohibits an abortion for a minor until 48 hours after a physician notifies her parent or legal guardian, with exceptions for medical emergency, parental waiver or court order. This proposition is even at 46.8%, in favor, 46.5%, against, and 6.4% undecided. This is now too close to call.



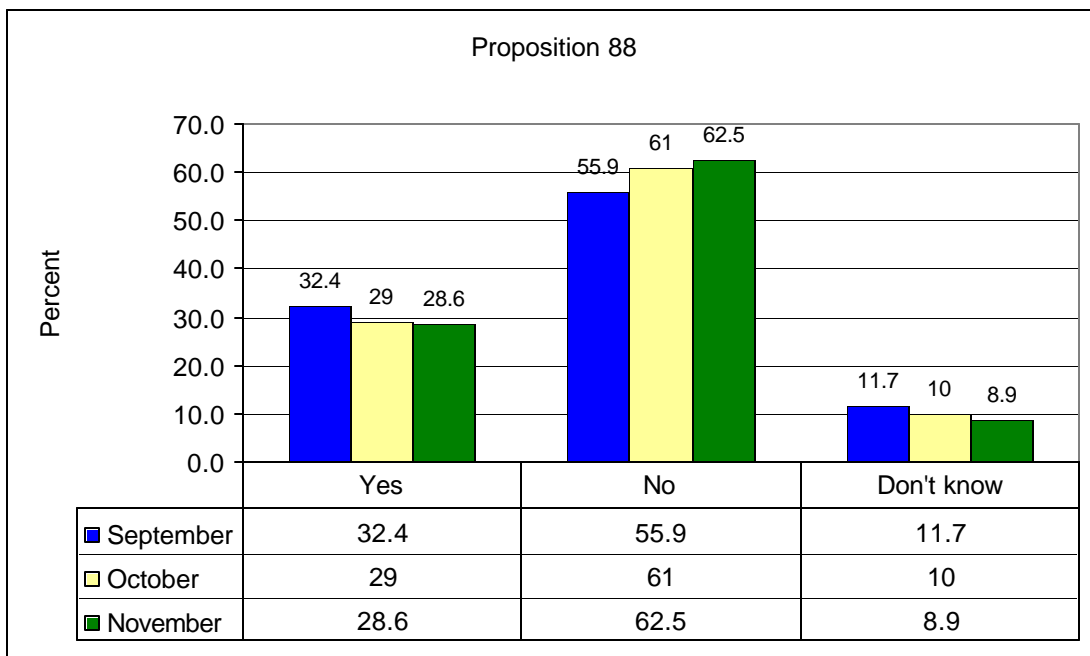
Proposition 86 is a Tax on Cigarettes Initiative. It raises the tax by 13 cents per cigarette to fund hospitals and emergency services, nursing education and children's health insurance. This proposition is behind by 49.8%, against, 44.8%, in favor, and 5.4% undecided.



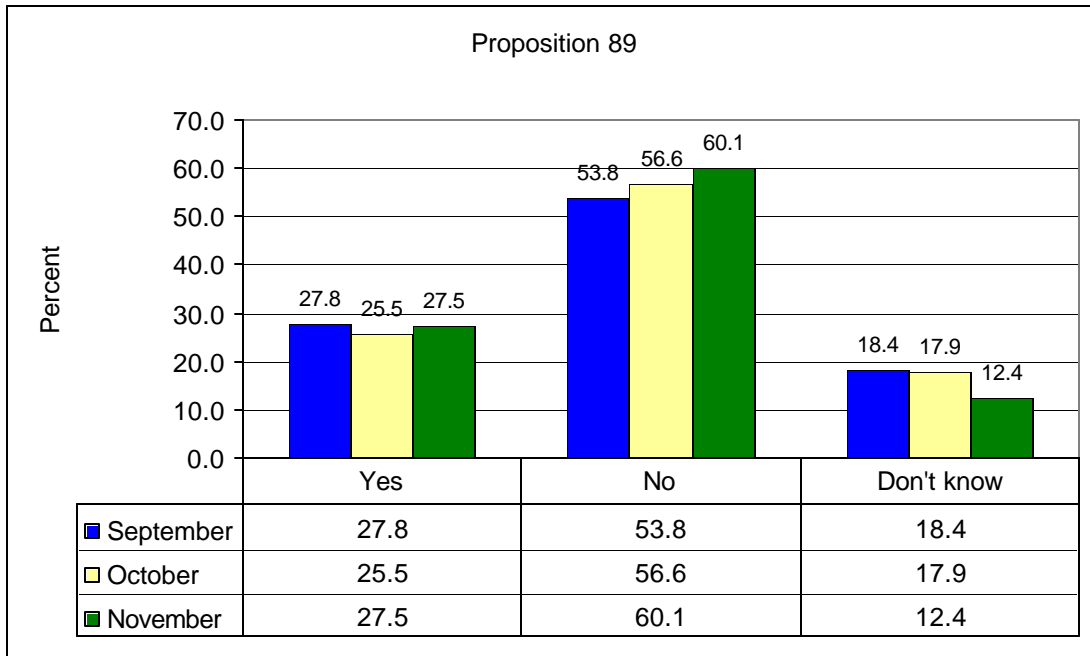
Proposition 87 is the Alternative Energy. Research, Production Incentives Initiative. It is a Tax on California Oil. It will impose a 1.6 percent to 6 percent tax on producers of oil extracted in California, depending on the price per barrel, to pay for research and production incentives for alternative energy vehicles and clean-burning fuels. This proposition is behind by 48%, against, 45.2% in favor, and 6.8% undecided.



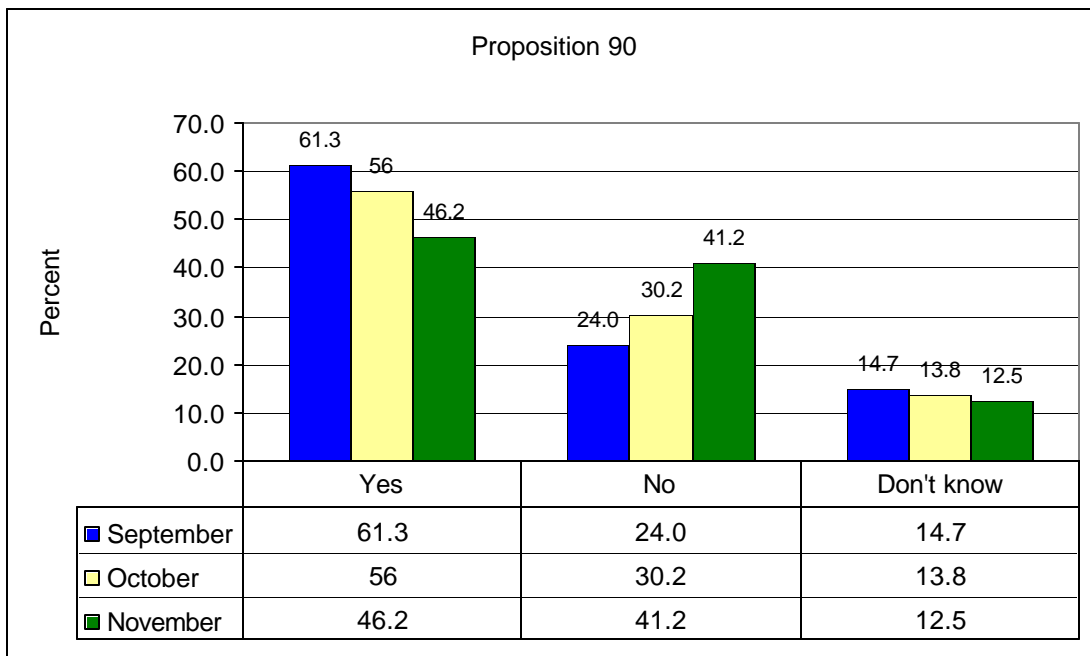
Proposition 88 is the Education Funding. Real Property Parcel Tax Initiative. It will impose a \$50 tax on each real property parcel to pay for kindergarten-through-12th-grade programs, including class-size reduction, textbooks and school safety programs. This proposition is failing with 62.5% against, 28.6% in favor, and 8.9% undecided.



Proposition 89 is the Political Campaigns, Public Financing, Corporate Tax Increase, Contributions and Expenditure Limits Initiative. It will allow political candidates who raise a specified number of \$5 donations to receive money from the state, and will raise taxes on banks and corporations by 0.2 percent to pay for the programs. Proposition 89 is significantly behind, being favored by 27.5%, 60.1% against, and 12.4% undecided.



Proposition 90 is the Government Acquisition, Regulation of Private Property Initiative. It will prohibit state and local governments from condemning private property for other private uses. Proposition 90 is slightly ahead by 46%, in favor, 41.2%, against, and 12.5% undecided.



Sample size 1,237
+/- 2.9 percent sampling error
October 28 – 31, 2006

Methodology: Findings are based on a October 28 - 31, 2006, survey of high-propensity registered voters in California using an automated telephone dialer and the voice of a professional announcer. A Datamar proprietary algorithm was used to generate random samples of voters for calling. The margin of error for the total sample is +/- 2.9 percent at the 95 percent confidence level.

Registered voters vs. high-propensity voters: Registered voters who *actually vote* are significantly fewer than the voters who are registered to vote. Although it is sometimes useful to determine the opinions of all registered voters (and even the opinions of the general population), surveying the opinions of *the high-propensity voters* is more efficient and predictive for electoral/political purposes.

This survey is based on defining “high-propensity” voters as those eligible registered voters who have demonstrated high-propensity by having *actually voted* in one or more recent elections, specifically:

Voters who voted in the 2002 gubernatorial general election, and the 2004 Presidential general election.

Where necessary, responses were weighted according to age, gender, and political party.

Datamar Survey Toplines

Crosstabs are available for each individual question in the survey.

For the November 7, 2006 California General Election

Sample size 1,237
 +/- 2.9 percent sampling error
 October 28 – 31, 2006

Q1. Are you registered to vote in California?

	Percent
Yes	100.0

Q2. Are you registered as Democrat, Republican, another party, or as “no party registration”?

	Percent
Democrat	44.9
Republican	42.1
Another party	3.9
No party registration	9.1
Total	100.0

Q3. Are you?

	Percent
Male	48.0
Female	52.0
Total	100.0

Q4. What is your age, please?

	Percent
18-34	6.5
35-49	23.9
50-64	37.4
65 or older	32.1
Total	100.0

Q5. What is the highest level of education you have completed?

	Percent
High school graduate or less	11.1
Some college/trade school	29.6
Graduated college or more	59.3
Total	100.0

Q6. Are you or is anyone in your household a member of a labor union, such as trade union, service employee union, public employee union, or teachers union?

	Percent
Yes	33.5
No	66.5
Total	100.0

Q7. What do you consider to be your ethnic group?

	Percent
White Non-Hispanic	82.1
Hispanic/Latino	8.3
Black/African-American	2.8
Asian.other	6.7
Total	100.0

Q8. What is your marital status?

	Percent
Married	69.0
Separated/divorced/widowed	20.1
Never married	10.8
Total	100.0

Q9. What is your household income?

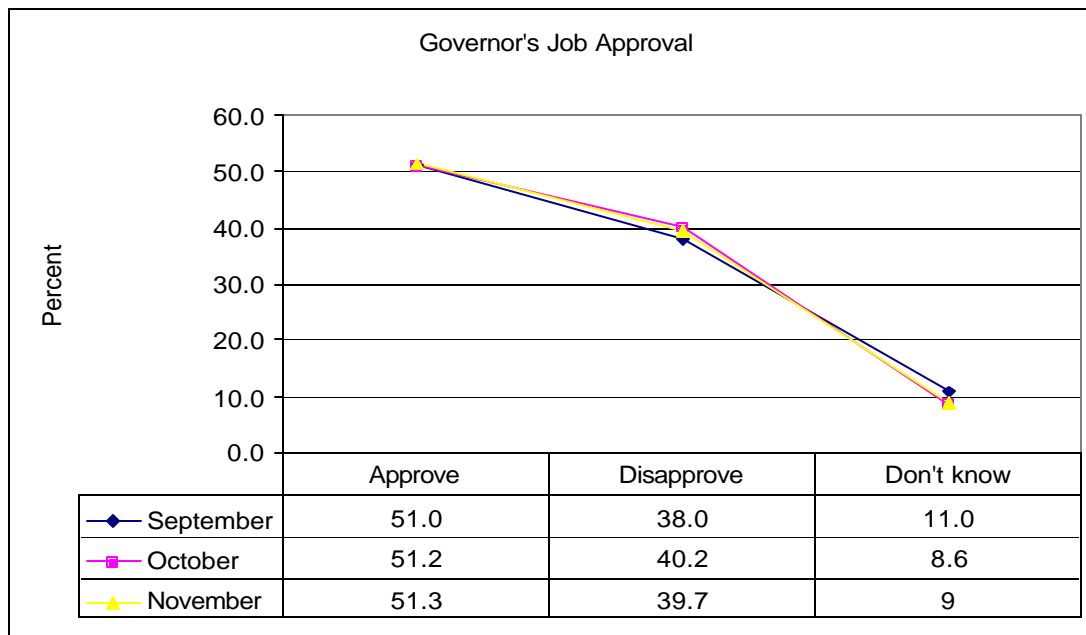
	Percent
Less than \$40,000	23.5
40,000-80,000	39.3
80,000-120,000	21.5
120,000 or more	15.7
Total	100.0

Q10. Which of the following best describes you politically?

	Percent
Very liberal	15.0
Somewhat liberal	28.7
Somewhat conservative	30.5
Very conservative	21.9
Don't know	4.0
Total	100.0

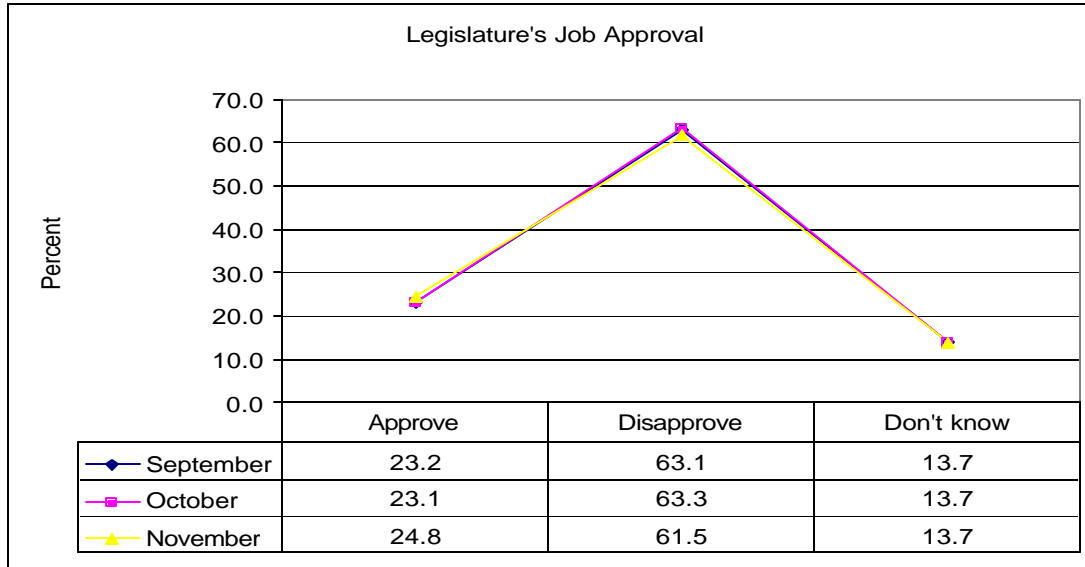
Q11. Do you approve or disapprove of the way Governor Arnold Schwarzenegger is handling his job as governor of California?

	Percent
Approve	51.3
Disapprove	39.7
Don't know	9.0
Total	100.0



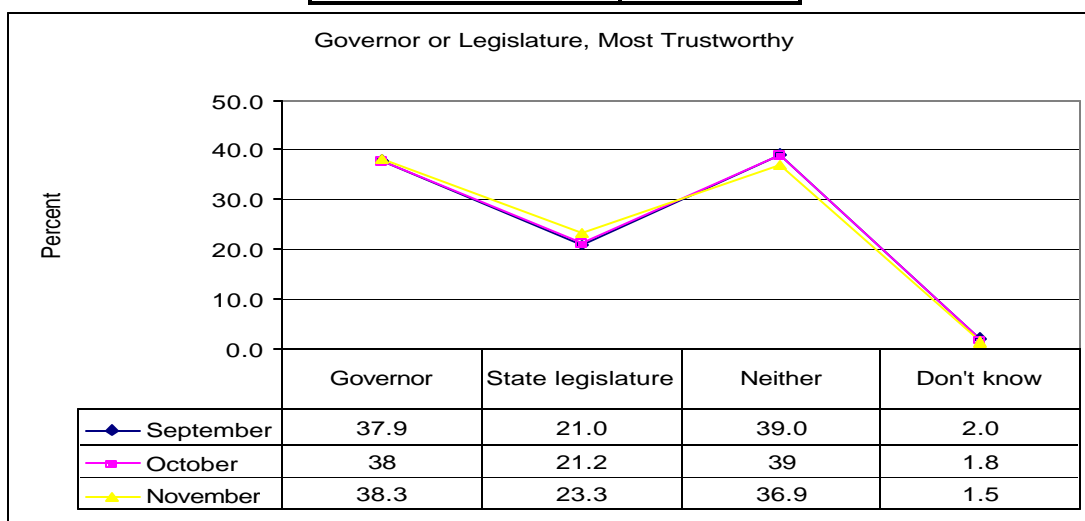
Q12. Do you approve or disapprove of the way the California State Legislature is handling its job?

	Percent
Approve	24.8
Disapprove	61.5
Don't know	13.7
Total	100.0



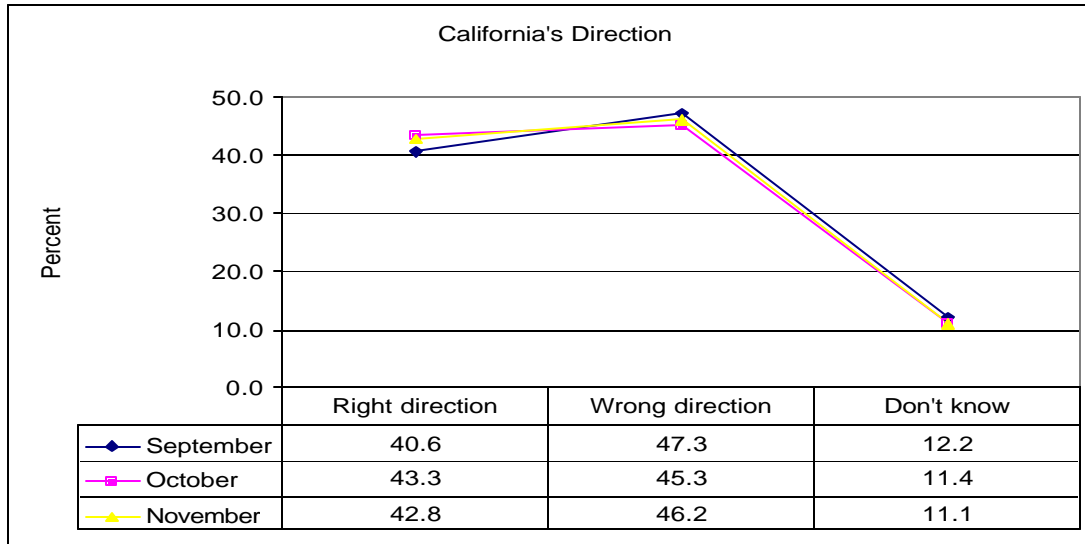
Q13. When it comes to the tough choices involved in the state budget, both in deciding how much Californians should pay in taxes and how to fund state programs, who do you mostly trust -- Governor Schwarzenegger, the state legislature, or neither?

	Percent
Governor	38.3
State legislature	23.3
Neither	36.9
Don't know	1.5
Total	100.0



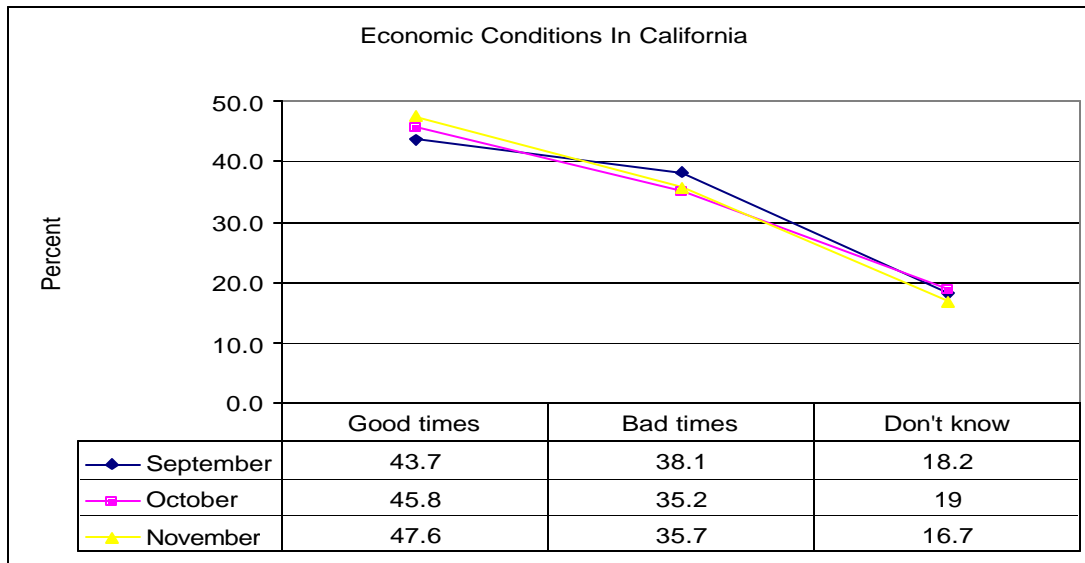
Q14. Do you think things in California are generally going in the right direction or the wrong direction?

	Percent
Right direction	42.8
Wrong direction	46.2
Don't know	11.1
Total	100.0



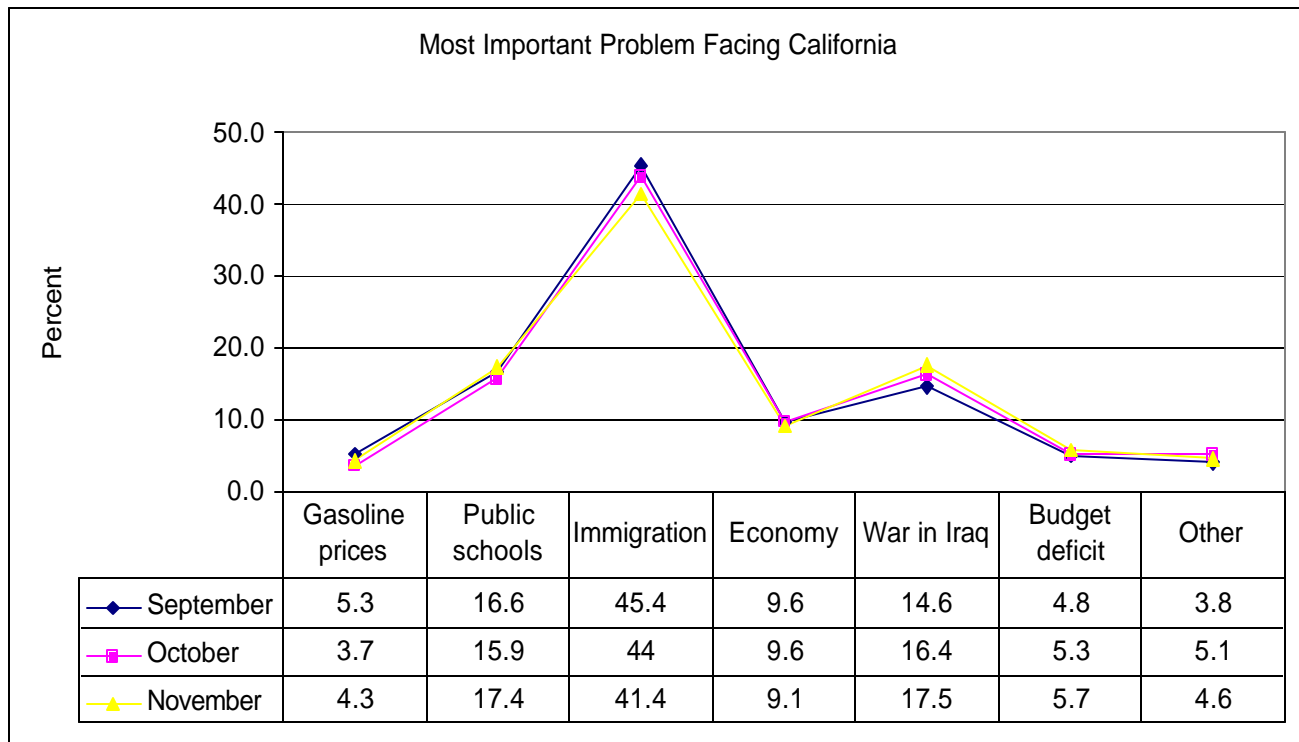
Q15. Turning to economic conditions in California, do you think that during the next 12 months we will have good times financially, or bad times?

	Percent
Good times	47.6
Bad times	35.7
Don't know	16.7
Total	100.0



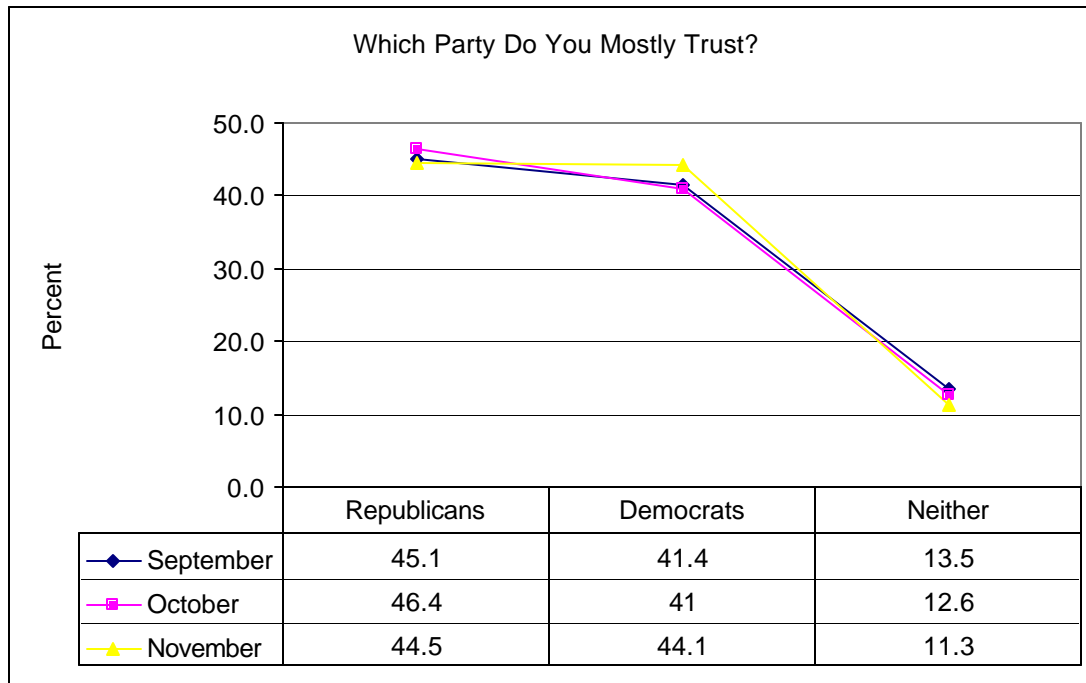
Q16. What do you think is the most important problem facing California today? Gasoline prices, public schools, immigration, the economy, the war in Iraq, the budget deficit, or other?

	Percent
Gasoline prices	4.3
Public schools	17.4
Immigration	41.4
Economy	9.1
War in Iraq	17.5
Budget deficit	5.7
Other	4.6
Total	100.0



Q17. Regardless of how you usually vote, which political party do you mostly trust to solve the most important problem facing California today, the Republicans or the Democrats?

	Percent
Republicans	44.5
Democrats	44.1
Neither	11.3
Total	100.0



Five propositions were placed on the November 7, 2006 general election ballot by the California Legislature and Governor Arnold Schwarzenegger.

Q18. Proposition 1A – Transportation Investment Fund: would make it more difficult for the Legislature to suspend Proposition 42, which mandates that gasoline sales-tax revenue be spent on transportation, and divert the money for other purposes. If the election were held today, would you vote yes or no on Proposition 1A?

	Percent
Yes	56.8
No	27.2
Don't know	16.0
Total	100.0

Q19. Proposition 1B – Highway Safety, Traffic Reduction, Air Quality, Port Security Bond Act of 2006: a \$19.9 billion bond issue to pay for road repairs and expansions, repair bridges, expand public transportation and improve port security. If the election were held today, would you vote yes or no on Proposition 1B?

	Percent
Yes	56.9
No	33.5
Don't know	9.5
Total	100.0

Q20. Proposition 1C – Housing and Emergency Shelter Trust Fund Act of 2006: a \$2.85 billion bond issue to pay for affordable-housing assistance and housing for farmworkers and the homeless. If the election were held today, would you vote yes or no on Proposition 1C?

	Percent
Yes	42.4
No	48.2
Don't know	9.5
Total	100.0

Q21. Proposition 1D – Education Facilities. Kindergarten-University Public Education Facilities Bond Act of 2006: a \$10.4 billion bond issue for school and university construction. If the election were held today, would you vote yes or no on Proposition 1D?

	Percent
Yes	47.2
No	44.1
Don't know	8.7
Total	100.0

Q22. Proposition 1E – Disaster Preparedness and Flood Prevention Bond Act of 2006: a \$4.09 billion bond issue to repair levees and flood-control systems. If the election were held today, would you vote yes or no on Proposition 1E?

	Percent
Yes	61.4
No	29.4
Don't know	9.1
Total	100.0

Eight propositions, through the initiative process, qualified for the November 7, 2006 general election ballot

Q23. Proposition 83 is the Sex Offenders, Sexually Violent Predators. Punishment, Residence Restrictions and Monitoring Initiative. It increases penalties for violent sexual predators and child molesters and prohibits registered sex offenders from living within 2,000 feet of a school or park and requires violent offenders to wear a satellite-monitoring device for life. If the election were held today, would you vote yes or no on Proposition 83?

	Percent
Yes	69.0
No	24.0
Don't know	7.0
Total	100.0

Q24. Proposition 84 is the Water Quality, Safety and Supply. Flood Control. Natural Resource Protection Park Improvements Initiative. It is a \$5.4 billion bond issue to pay for clean-water, flood-control and conservation projects. If the election were held today, would you vote yes or no on Proposition 84?

	Percent
Yes	50.4
No	40.0
Don't know	9.5
Total	100.0

Q25. Proposition 85 is the Waiting Period and Parental Notification Before Termination of Minor's Pregnancy Initiative and it prohibits an abortion for a minor until 48 hours after a physician notifies her parent or legal guardian, with exceptions for medical emergency, parental waiver or court order. If the election were held today, would you vote yes or no on Proposition 85?

	Percent
Yes	46.8
No	46.8
Don't know	6.4
Total	100.0

Q26. Proposition 86 is a Tax on Cigarettes Initiative. It raises the tax by 13 cents per cigarette to fund hospitals and emergency services, nursing education and children's health insurance. If the election were held today, would you vote yes or no on Proposition 86?

	Percent
Yes	44.8
No	49.8
Don't know	5.4
Total	100.0

Q27. Proposition 87 is the Alternative Energy. Research, Production Incentives Initiative. It is a Tax on California Oil it will impose a 1.6 percent to 6 percent tax on producers of oil extracted in California, depending on the price per barrel, to pay for research and production incentives for alternative energy vehicles and clean-burning fuels. If the election were held today, would you vote yes or no on Proposition 87?

	Percent
Yes	45.2
No	48.0
Don't know	6.8
Total	100.0

Q28. Proposition 88 is the Education Funding. Real Property Parcel Tax Initiative. It will impose a \$50 tax on each real property parcel to pay for kindergarten-through-12th-grade programs, including class-size reduction, textbooks and school safety programs. If the election were held today, would you vote yes or no on Proposition 88?

	Percent
Yes	28.6
No	62.5
Don't know	8.9
Total	100.0

Q29. Proposition 89 is the Political Campaigns. Public Financing. Corporate Tax Increase. Contribution and Expenditure Limits Initiative. It will allow political candidates who raise a specified number of \$5 donations to receive money from the state, and will raise taxes on banks and corporations by 0.2 percent to pay for the program. If the election were held today, would you vote yes or no on Proposition 89?

	Percent
Yes	27.5
No	60.1
Don't know	12.4
Total	100.0

Q30. Proposition 90 is the Government Acquisition, Regulation of Private Property Initiative . It will prohibit state and local governments from condemning private property for other private uses. If the election were held today, would you vote yes or no on Proposition 90?

	Percent
Yes	46.2
No	41.2
Don't know	12.5
Total	100.0

Q31. If the upcoming November 7th general election for governor were being held today, for whom would you vote: Governor Arnold Schwarzenegger, Republican, Treasurer Phil Angelides, Democrat, or another candidate?

	Percent
Schwarzenegger	53.4
Angelides	35.7
Other candidate	8.6
Don't know	2.3
Total	100.0

Q32. If the upcoming November 7th general election for the U.S Senate were being held today, for whom would you vote: U.S. Senator Dianne Feinstein, Democrat, Dick Mountjoy, Republican, or another candidate?

	Percent
Feinstein	53.4
Mountjoy	38.2
Other candidate	6.5
Don't know	1.9
Total	100.0