



Datamar Statewide Survey

June 2006 California Gubernatorial Primary

Date: February 23, 2006

Contact: Raul Furlong

619-579-8244

Cell 619-244-2488

www.datamar.com

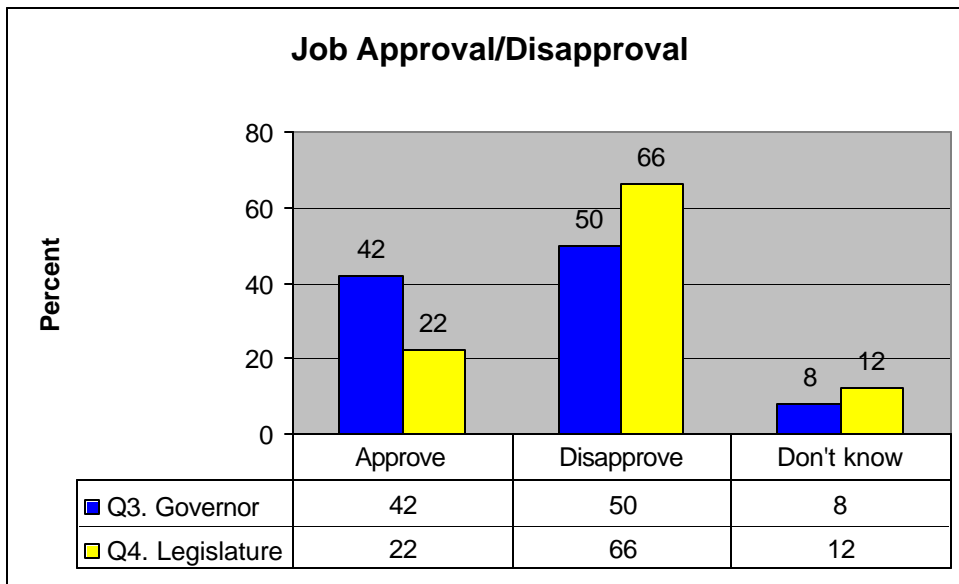
Job Approval: Governor Trounces Legislature 42% To 22%

Voluntary Public Preschool Initiative Leading Narrowly

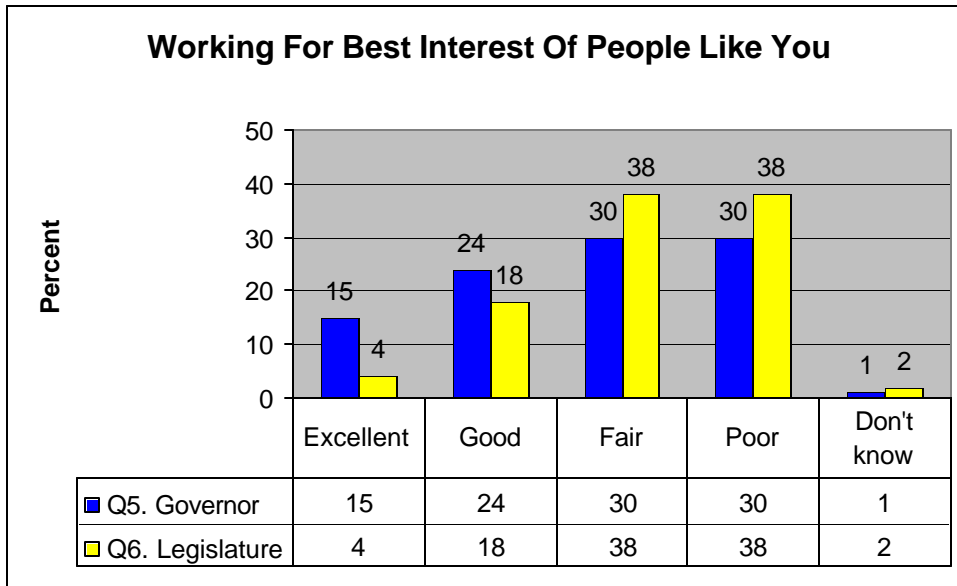
Governor's Proposed Public Works Building Initiative Leading 47% to 32%

San Diego – In the poll released today by Datamar Inc., a random sample of 2,068 California *high-propensity* registered voters—voters who voted in the 2002 gubernatorial primary and general elections and the 2004 Presidential primary and general elections—gives Governor Schwarzenegger an *approval* rating of 42%, about twice that of the legislature (22%).

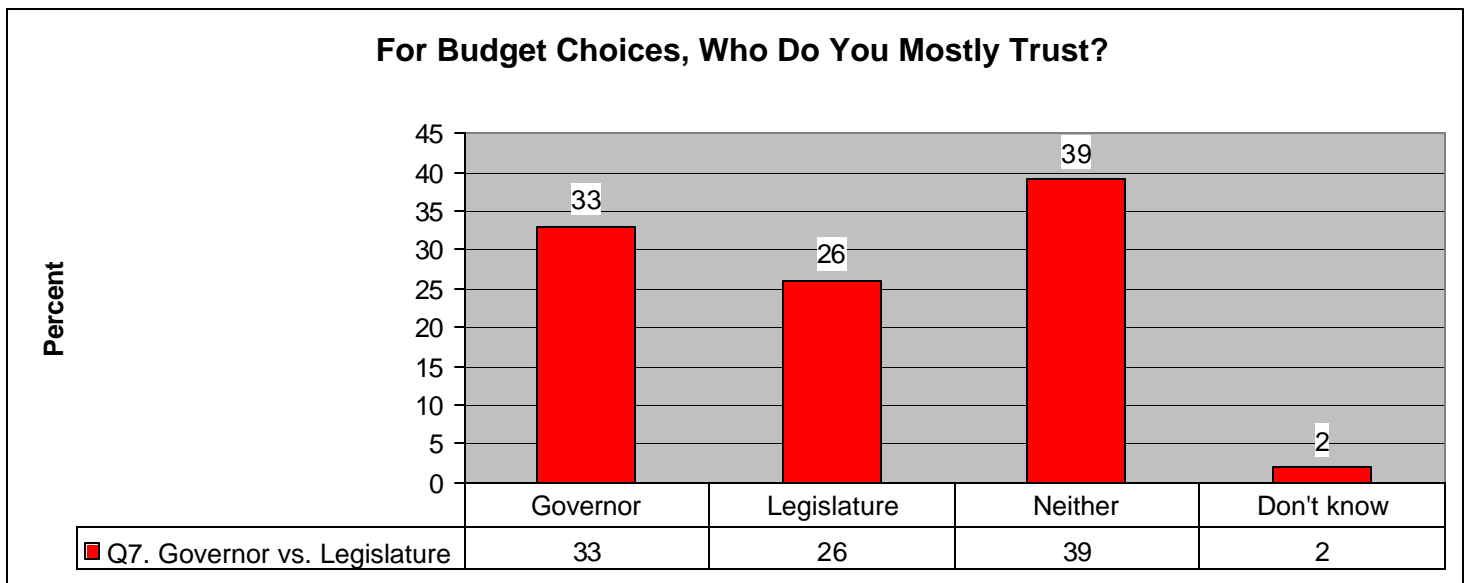
As to *disapproval*, the governor also fares much better than the legislature. Poll respondents give the governor a disapproval/approval rating of 50% to 42%. The legislature receives a whopping 66% to 22% disapproval/approval rating, with three times more respondents disapproving than approving the job performance of the legislature.



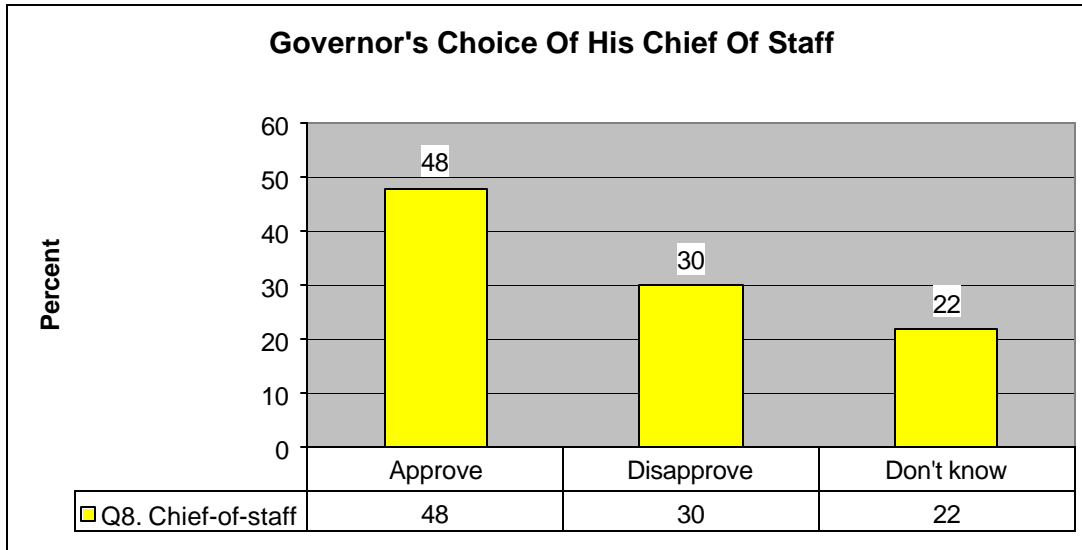
When asked to rate the governor and the legislature regarding “working for the best interests of people like you”, respondents give higher scores to the governor in the Excellent/Good categories. The legislature receives more Fair/Poor responses than the governor.



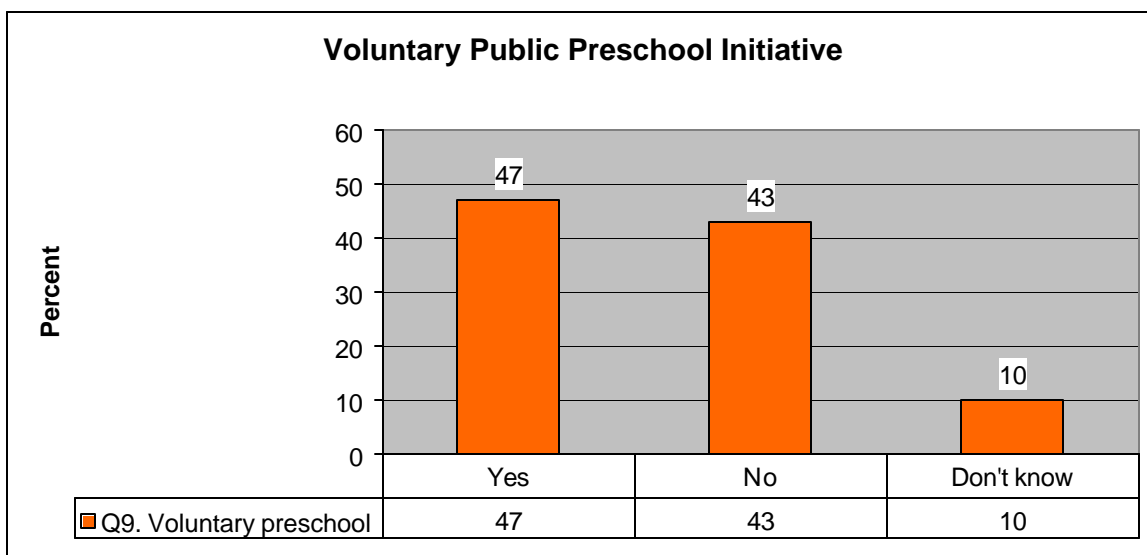
As for trust in making the tough choices (taxes/funding programs) in the state budget, “Neither” came out ahead at 39%, followed by the governor at 33%, with the legislature third at 26%.



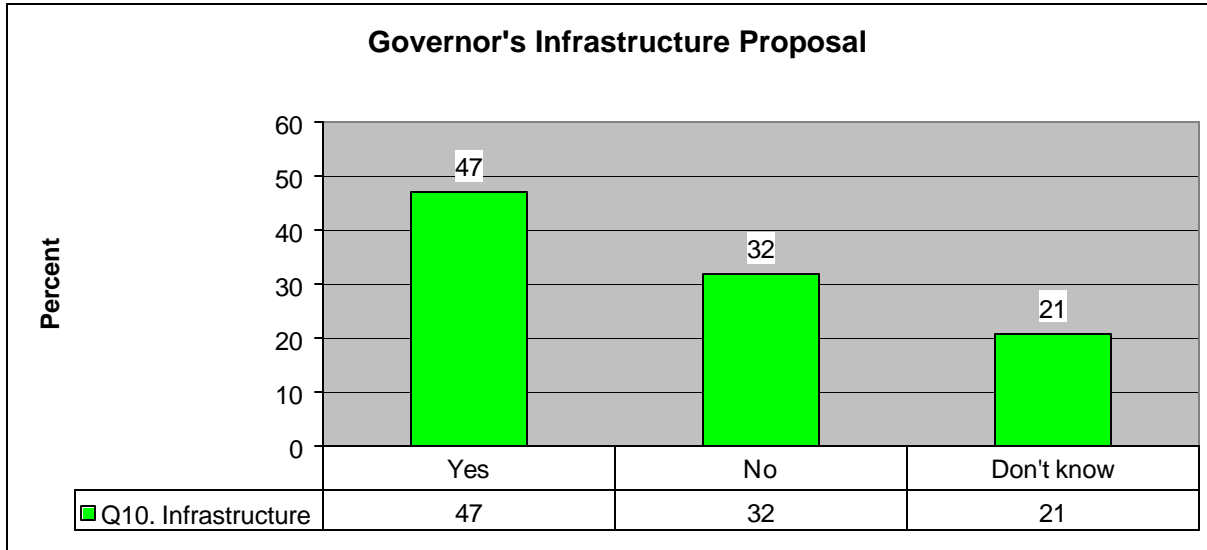
Regarding the governor’s appointing as his chief-of-staff the former Democratic top aide to former Governor Gray Davis: Almost half (48%) approve; 30% disapprove, and the “Don’t knows” are quite numerous—about a fifth of the respondents.



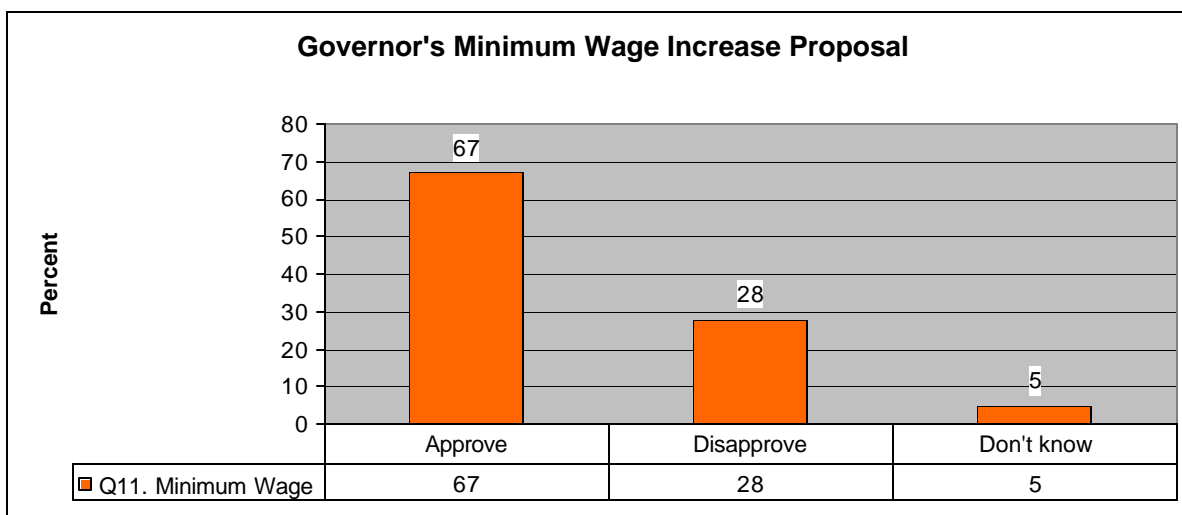
The initiative to establish a right to voluntary public preschool for all four-year-old children has a slight lead, with 10% undecided.



Support for the governor’s proposed \$222 billion public works infrastructure improvement initiative approaches the 50% mark, with about a fifth of the respondents undecided.



The governor’s proposal to increase the California minimum wage by one dollar per hour, to \$7.75 an hour effective in 2007, receives a huge 67% approval level. Only 28% disapprove, with a very small undecided number.



About the Survey

The Survey is a project of Datamar, Inc. Datamar, Inc. offers online tools for political candidates and committees that help organize the basic information for successful campaigns including: Surveys, Voter Contact Information, Voter Demographic Information, Legislative Races and Proposition Results. Datamar, also provides voter contact and GOTV phone services.

Findings are based on a telephone survey of 2,068 *California high-propensity registered voters—voters who voted in the 2002 recall gubernatorial election and the 2004 Presidential primary and general elections.*

These voters were interviewed on February 13-19, 2006. Respondents were selected by using a proprietary algorithm to generate a random sample of voters. The sampling error for the total sample is +/- 2.68 percent at the 95 percent confidence level. The sampling error for subgroups is larger.

Surveys are available from our website at: www.datamar.com

DATAMAR, INC.

February 23, 2006

Survey Toplines

Sample size 2,068

+/- 2.68 percent sampling error

February 13-19, 2006

Detailed analysis and crosstabs available upon request.

California high-propensity registered voters—voters who voted in the 2002 recall gubernatorial election and the 2004 Presidential primary and general elections.

Q1. Are you a registered voter in California?

Yes	100%
No	

Q2. In what political party are you registered to vote?

Democrat	48%
Republican	38%
Another party	10%
No party registration	4%
Not registered	

Q3. Overall, do you approve or disapprove of the way that Arnold Schwarzenegger is handling his job as Governor of California?

Approve	46%
Disapprove	50%
Don't know	8%

Q4. Overall, do you approve or disapprove of the way that the California Legislature is handling its job?

Approve	22%
Disapprove	66%
Don't know	12%

Q5. How would you rate Governor Schwarzenegger when it comes to working for the best interests of people like you—excellent, good, fair, or poor?

Excellent	15%
Good	24%
Fair	30%
Poor	30%
Don't know	1%

Q6. How would you rate the California Legislature when it comes to working for the best interests of people like you—excellent, good, fair, or poor?

Excellent	4%
Good	18%
Fair	38%
Poor	38%
Don't know	2%

Q7. When it comes to the tough choices involved in the state budget, both in deciding how much Californians should pay in taxes and how to fund state programs, who do you mostly trust - Governor Schwarzenegger, the state legislature, or neither.

Governor Schwarzenegger	33%
The state legislature	26%
Neither	39%
Don't know	2%

Q8. Governor Schwarzenegger has been criticized for appointing as his chief-of-staff the former Democratic top aide to former Governor Gray Davis. Do you approve or disapprove of this appointment?

Approve	48%
Disapprove	30%
Don't know	22%

Q9. The California June primary election will include an initiative to establish a right to voluntary public preschool for all four-year-old children. This new public preschool program would be funded by a 1.7% additional tax on individuals' annual incomes above \$400,000 (\$800,000 for couples). If the election were held today, how would you vote on this proposal?

Yes	47%
No	43%
Don't know	10%

Q10. Governor Schwarzenegger has proposed the biggest public works building project in the last four decades – hundreds of projects to improve the state's transportation system, flood-control and water supply projects, schools and public safety over the next ten years. This \$222 billion infrastructure program would be financed with \$68 billion in borrowing using general obligation bonds, and with federal funds, user fees and existing gasoline taxes. If the election were held today, how would you vote on this proposal?

Yes	47%
No	32%
Don't know	21%

Q11. Governor Schwarzenegger has proposed increasing the California minimum wage by one dollar per hour, to \$7.75 an hour, effective in 2007. Do you approve or disapprove this proposal?

Approve	67%
Disapprove	28%
Don't know	5%

Q12. Which of the following best describes you politically?

Very liberal	9%
Somewhat liberal	21%
Middle-of-the-road	29%
Somewhat conservative	24%
Very conservative	14%
Don't know	3%

Q13. On social issues, what would you say best describes you?

Very liberal	14%
Somewhat liberal	22%
Middle-of-the-road	26%
Somewhat conservative	20%
Very conservative	15%
Don't know	3%

Q14. On fiscal issues, what would you say best describes you?

Very liberal	4%
Somewhat liberal	16%
Middle-of-the-road	30%
Somewhat conservative	30%
Very conservative	17%
Don't know	3%

Now, just a few final questions for statistical purposes only --

Q15. Are you?

Male	49%
Female	51%

Q16. What is your age, please?

18-29	3%
30-49	19%
50-59	24%
60 or older	54%

Q17. What is the highest level of education you have completed?

High school graduate or less	13%
Some college /trade school	33%
Graduated college or more	54%

Q18. Are you or is anyone in your household a member of a labor union, such as trade union, service employee union, public employee union, or teachers union?

Yes	32%
No	66%
Don't Know	2%

Q19. What do you consider to be your ethnic group?

White Non-Hispanic	84%
Hispanic/Latino	7%
Black/African-American	3%
Asian/other	6%

Q20. What is your marital status?

Married	70%
Separated/divorced/widowed	21%
Never Married	9%

Q21. What is your household income?

Less than \$40,000	25%
\$40,000 – 80,000	40%
\$80,001- \$120,000	23%
\$120,001 or more	12%